

HEARTLAND



PIONEER





Model QB300



Model RG28



Model DS320



Model QB300



Model RD210

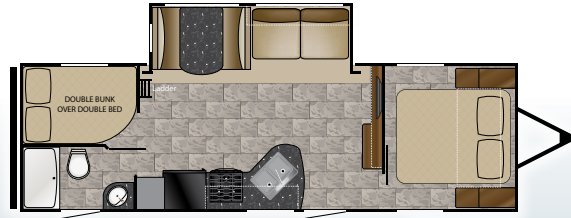


PIONEER

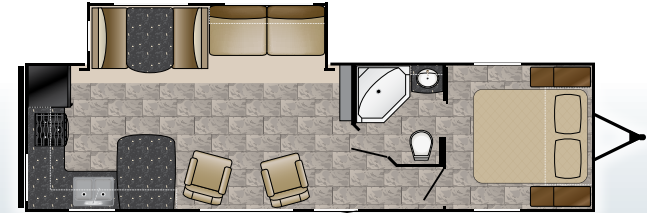
FLOORPLANS For Every Lifestyle...




PI RD210



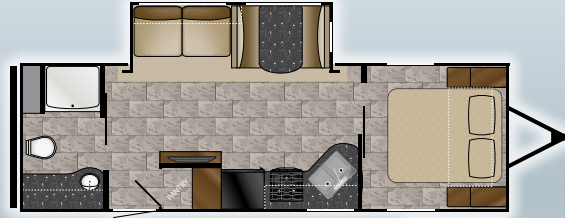
PI BH270



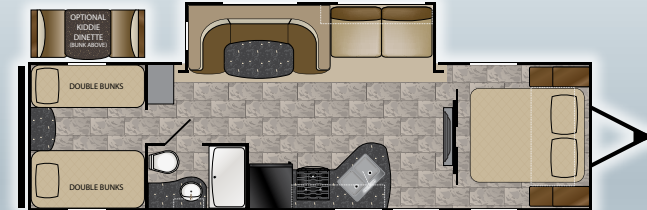
PI RK280



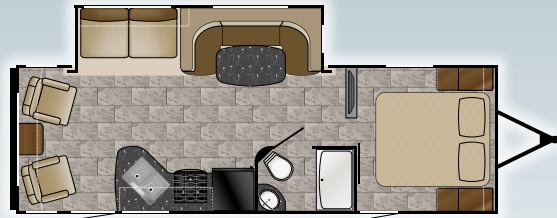
PI BH250



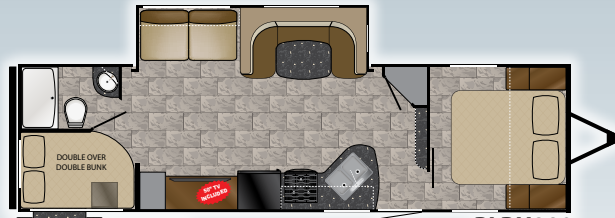
PI RB271



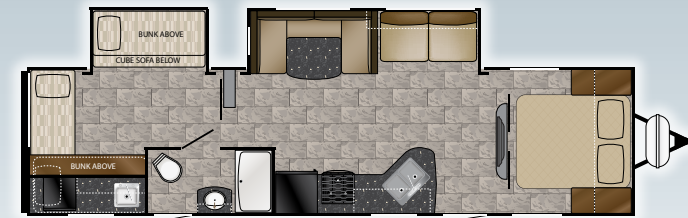
PI QB300



PI RL250



PI BH280



PI DS320

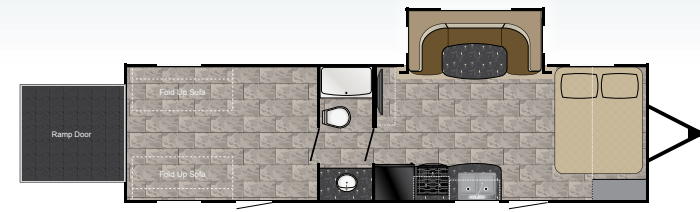
TOYHAULERS



PI RG22



PI RG26



PI RG28

PIONEER TRAVEL TRAILERS

PIONEER TRAVEL TRAILERS						
MODEL	LENGTH	DRY	HITCH	HEIGHT	AWNING	TANKS
RD210	26' 6"	4,702	542	10' 9"	17'	41 ^F 35 ^G 35 ^B
BH250	29' 1"	5,175	735	10' 9"	14'	41 ^F 35 ^G 35 ^B
RL250	29' 6"	6,175	617	10' 9"	20'	41 ^F 35 ^G 35 ^B
BH270	31' 7"	6,354	680	11' 2"	14'	41 ^F 35 ^G 35 ^B
RB271	30' 8"	6,299	626	11' 2"	20'	41 ^F 35 ^G 35 ^B
BH280	34' 2"	6,751	654	11' 2"	20'	41 ^F 35 ^G 35 ^B
RK280	33' 5"	6,704	737	11' 2"	15'	41 ^F 35 ^G 35 ^B
QB300	33' 11"	6,896	810	11' 2"	15'	41 ^F 35 ^G 35 ^B
DS320	37' 0"	7,612	870	11' 4"	17'	41 ^F 35 ^G 35 ^B
RG22	26' 5"	4,746	828	11' 2"	17'	41 ^F 35 ^G 35 ^B
RG26	30' 8"	5,254	788	11' 2"	14'	41 ^F 35 ^G 35 ^B
RG28	33' 4"	6,762	1,274	11' 2"	14'	41 ^F 35 ^G 35 ^B



BLAZING A TRAIL
To Higher Standards...

Construction Features

- R-7 rated fiberglass insulated sidewall, roof, floor
- 5/8" outdoor grade floor decking
- Roof rafters wood tapered 4-1/2" trusses
- Aerodynamic radius front profile
- Wall studs on 16" centers
- Electric-powered slide room
- Fully walkable roof
- 8' exterior width
- 80" interior ceiling height
- 2" x 3" longitudinal floor joists
- Cambered structural steel I-beam frame
- Finished pass-through storage

Exterior

- Radial tires with steel rims and DEXTER E-Z Lube axles
- Chrome wheel lug covers
- Molded fender skirts
- Screen door
- Rain guttering with extra long drip spouts
- 20# LP bottles with auto change over and easy access cover
- Radius tinted safety glass windows
- Extra large entry grab handle

- Diamond plate stone guard
- Triple entrance step
- Back-up camera prep
- LED lighted exterior speakers
- Under-body accent light strip

Interior

- LED lighting throughout
- Overhead cabinet over sofa in slide-outs
- Convertible sleeper sofas with flip down center console and USB charge ports
- Cable TV hook-up with RG6 coax cabling
- Bluetooth AM/FM/MP3 CD player entertainment system with inside and outside speakers
- TV antenna with signal booster
- Chair rail in slide room
- Designer light over dinette
- Wood pocket door in bedroom and bunk room
- LED light strip behind fascia

Heat, Air, Power and Water

- Hook-up for city water
- Systems monitor panel
- 12 Volt electrical system with deluxe 110 Volt 45 Amp power converter
- 12 Volt demand water pump

- 13,500 BTU A/C
- Gas electric DSI hot water heater
- Built-in 30 Amp power cord
- 110 Volt GFCI protected exterior receptacle
- Auto-ignition furnace with wall thermostat
- In-floor ducted heat
- Water heater bypass

Kitchen

- Microwave oven with carousel
- Ball bearing drawer guides
- Residential style (50/50) stainless steel sink
- Three burner flush mount cook top
- Range hood with light and exhaust fan
- Double door refrigerator with freezer
- Stainless steel knobs and pulls
- Designer backsplash

Bathroom

- ABS tub/shower surround
- Bathroom power vent
- Medicine cabinet with built-in shelf
- Towel ring
- Designer shower curtain

Bedroom

- Queen bed with innerspring mattress
- TV hookups

- Shirt wardrobe in bedroom
- Deep overhead storage cabinet above bed
- Electric outlets on both sides of the bed

Standard Safety Equipment

- Propane alarm
- Break-away switch
- Dead-bolt lock on entrance door
- Dual hitch safety chains
- Smoke alarm
- Multiple egress windows
- Fire extinguisher
- Carbon monoxide alarm

Options:

- Spare tire and carrier
- Manual stabilizer jacks two pair
- Power stabilizer jacks two pair
- Power tongue jack
- Flip down bike rack
- Exterior shower
- Electric awning with remote controlled multi colored LED lights
- Black tank flush
- Heated and enclosed underbelly (forced)
- Night shades in living area and bedroom
- Oven (forced)

PIONEER LIGHTWEIGHT SINGLE AXLE



Model SO185

Trail Blazer Edition



Model SO185



Model SO185

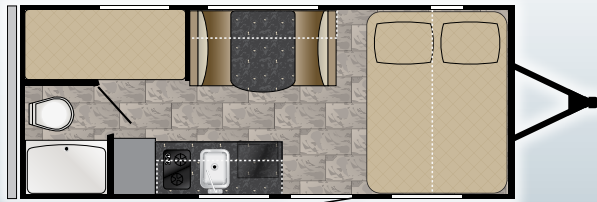


Model BH175

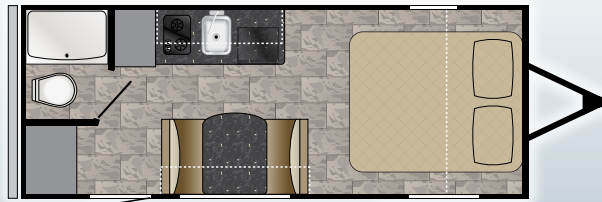
PIONEER

TrailBlazer Edition

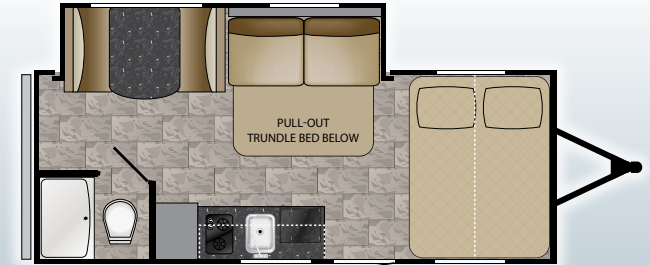
PIONEER TRAILBLAZER						
MODEL	LENGTH	DRY	HITCH	HEIGHT	AWNING	TANKS
BH175	21' 8"	3,156	476	9' 10"	10'	37 ^F 30 ^G 30 ^B
RB180	22' 3"	3,132	450	9' 10"	10'	37 ^F 30 ^G 30 ^B
SO185	23' 4"	3,799	424	9' 10"	10'	37 ^F 30 ^G 30 ^B



PI BH175



PI RB180



PI SO185

Construction Features

- .024" aluminum exterior metal
- R-7 rated fiberglass insulated sidewall, roof, floor
- Roof rafters wood tapered 4-1/2" trusses
- Aerodynamic radius front profile
- Wall studs on 16" centers
- 2" x 3" longitudinal floor joists
- Cambered structural steel I-beam frame

Exterior

- Radial tires with steel rims and DEXTER E-Z Lube axles
- Rain guttering with extra long drip spouts
- Radius tinted safety glass windows
- Diamond plate stone guard
- Double step entry

Interior

- LED lighting throughout
- Convertible sleeper sofas with flip down center console
- Bluetooth AM/FM/MP3 entertainment system with inside and outside speakers
- Cable TV hook-up with RG6 coax cabling
- TV antenna with signal booster
- Finished drawer boxes

Heat, Air, Power and Water

- Hook-up for city water
- Systems monitor panel
- 12 Volt demand water pump
- 13,500 BTU roof A/C
- 12 Volt electrical system with deluxe 110 Volt 45 Amp power converter
- DSI hot water heater
- Built-in 30 Amp power cord
- 110 Volt GFCI protected exterior receptacle
- Auto-ignition furnace with wall thermostat
- In-floor ducted heat
- Water heater bypass

Kitchen

- Microwave oven with carousel
- Ball bearing drawer guides
- Three burner cook top
- Range hood with light and exhaust fan
- Stainless steel knobs and pulls
- High-rise faucet

Bathroom

- Bathroom power vent
- Designer shower curtain

Bedroom

- Queen bed with innerspring mattress
- TV hookups
- Deep overhead storage cabinet above bed
- Quilted bedspread

Standard Safety Equipment

- Propane alarm
- Break-away switch
- Dead-bolt lock on entrance door
- Dual hitch safety chains
- Smoke alarm
- Egress windows
- Fire extinguisher
- Carbon monoxide alarm

Options:

- Spare tire and carrier
- Manual stabilizer jacks two pair
- Electric awning with LED lights
- Night shades in living area and bedroom



HEARTLAND

PIONEER



PIONEER FIFTH WHEELS



TAKE THE TRAIL TO UNBEATABLE VALUE!



Model PI322

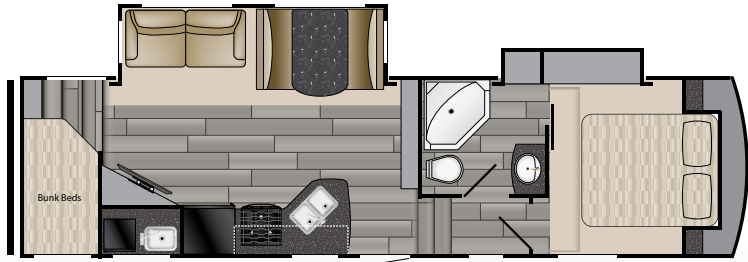


Model PI322

Model PI322

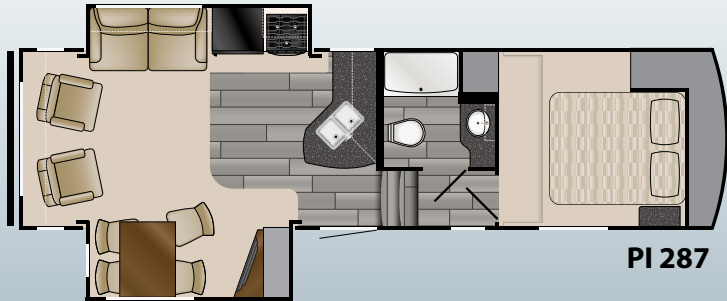


Best FLOORPLANS and More Features...

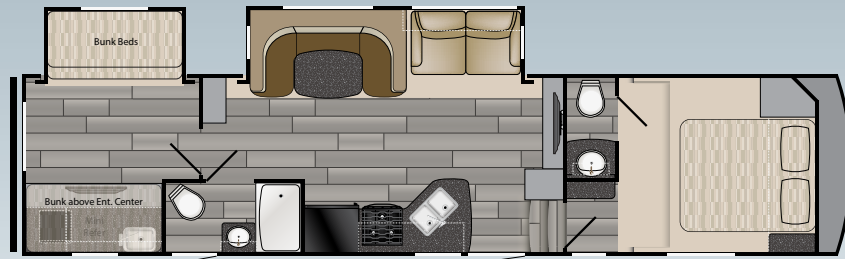


OUTSIDE KITCHEN

PI 276

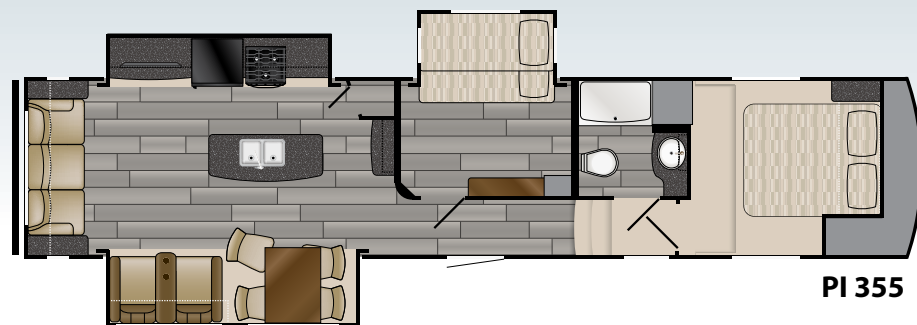


PI 287



Camp Kitchen

PI 322



PI 355



Convertible tri-fold full size sleeper sofa bed



Electric auto leveling



Power awning with LED lighting



PIONEER FIFTH WHEELS

Fifth Wheel Standards and Options

Exterior Standards

- XL folding assist handle at entry door
- Aluminum triple entry steps
- Aluminum wheels
- Electric auto leveling
- Radial tires
- Full walk on roof
- Radius tinted windows with safety glass
- Entrance door with radius corners
- Water heater bypass kit
- Exterior shower
- Front hitch light
- 30# LP bottles
- Power awning with LED lights
- 50 AMP service with 2nd A/C wired prep
- Detachable power cord
- Cable TV hookup with antenna
- Power front jacks
- Power rear stabilizer jacks
- Spare tire
- Heated & enclosed underbelly
- Black tank flush
- Two inch colored laminated sidewalls with aluminum studs
- Solar and back-up camera prep
- Dexter axles with EZ-Flex

- Correct track alignment system
- E rated tires
- Magnetic compartment door hold-backs
- Full pass through basement storage
- Friction hinge entry door

Interior Standards

- LED interior lights throughout
- LED light strip behind fascia
- Residential 50/50 stainless steel kitchen sink
- Stainless steel appliances
- Eight cubic foot refrigerator
- Microwave oven with carousel
- Stainless steel hardware and hidden hinges
- Steel ball bearing drawer guides
- Box valances with lambrequins in living room
- Night shades in living area and bedroom
- Bluetooth AM/FM/CD/DVD entertainment center
- 15,000 BTU dual ducted air conditioner
- Porcelain toilet with foot flush
- Two marine grade outdoor speakers
- Gas, electric, DSI water heater
- Gas oven with three burner range
- Range hood with light and exhaust fan
- Real wood drawer fronts
- Pocket bored screwed cabinets with hidden hinges

- Tri-fold sleeper sofa
- Push back recliners - select models
- Chair rail in slide room
- Skylight in the shower
- Sliding wood pocket doors
- Roof vents
- Designer light over dinette
- Bedspread

Standard Safety Equipment

- LP detector with alarm
- Break away switch
- Dead bolt lock on entrance door
- Smoke detector with alarm
- Multiple egress windows
- Fire extinguisher
- Carbon monoxide detector with alarm

Options:

- Second A/C 13,500 BTU

PIONEER FIFTH WHEELS						
MODEL	LENGTH	DRY	HITCH	HEIGHT	AWNING	TANKS
PI 276	31' 11"	8,565	1,785	11' 10"	14'	47 ^F 40 ^G 40 ^B
PI 287	31' 3"	8,334	1,630	11' 10"	14'	47 ^F 40 ^G 40 ^B
PI 322	36' 9"	9,612	1,850	11' 10"	15'	47 ^F 40 ^G 40 ^B
PI 355	39' 8"	11,010	2,040	11' 10"	17'	47 ^F 40 ^G 40 ^B





Heartland Recreational Vehicles
 2831 Dexter Drive • Elkhart, IN 46514 • 574-262-5992

Community. Convenience. Close-to-home.


Where you purchase your recreational vehicle is ultimately your decision but Heartland urges you to consider buying at your local dealer. Dealers are part of your community, providing jobs and contributing to your local economy. These dealers are under obligation to provide warranty service for products they sell, but are not legally required to service products purchased from other dealers. At some point, you may need to return to the dealer you buy from - why not stay close to home? After all, home is where your Heartland is!

BENEFITS OF PURCHASING YOUR RV LOCALLY:

- You enjoy valuable relationship building with Dealer Representatives, close to your home, who will explain the features and benefits of the product.
- You receive a full product orientation prior to delivery, which includes hands-on directions for many of the coach's systems and functions. You are also introduced to the Dealership's Service/Parts/Warranty personnel who are at the ready to help you with any issues you may encounter, now and in the future.
- You enjoy customer PRIORITY. Dealerships generally service their purchasing customers first - others may experience long delays and miss opportunities to use their RV. What is it worth for you to have a dealership's full attention and motivation to satisfy you when you need service - in a timely manner?
- Valuable TAX dollars and jobs stay in YOUR community which pays for your roads, schools, police and fire departments.

DON'T UNDERESTIMATE CUSTOMER SERVICE AND PERSONAL CARE!

For Canadian Residents: If you purchase an RV out-of-country, there are additional fees, taxes and inspections that must be met before bringing your product home. Your local Canadian dealers are experts in these provisions.



LA MESA RV
 EXPERIENCE LIFE
www.lamesarv.com
 800-496-8778

Prod...
 materials,
 equipment
 Heartland
 the weight st...
 Tow Vehicle
 a motor vehicle
 suffered as a result
 as a result of the se...

HEARTLAND PROUDLY PARTNERS WITH THE HIGHEST QUALITY VENDORS:



HEARTLAND CUSTOMER SERVICE WE'VE GOT YOUR BACK!

Over 40 men and women located in a dedicated facility servicing our customers every day. With a dealer network of over 400 locations across the U.S. and Canada, you're never far from an authorized Heartland dealer.

www.HEARTLANDRVs.com



- Experience:
- Product Walk-Through Videos
 - Side By Side Comparisons
 - Feature Videos • Photo Galleries
 - Virtual 360° Tours
 - Detailed Floor Plans
 - News • Testimonials
 - Dealer Locator • Owners Club
 - Customer Service • Service Locator
 - and More at our Informative Web Site

