



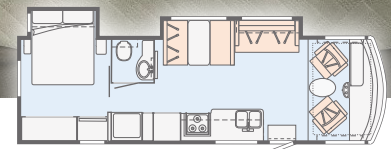
**INTENT**

***WINNEBAGO***





On the Cover: 31P Ember Deluxe Graphics  
Interior: 30R Mystic with Glazed Kona Cabinetry



Smartly styled,  
superbly functional,  
and supremely  
affordable

The all-new Winnebago® Intent™ is a re-imagined Class A motorhome that gives you the lifestyle you have been longing for at a price that meets your budget. From the moment you step inside, you'll realize the Intent is different. Narrow corner pillars in the cab offer incredible views and enhance safety, thanks to better visibility while driving. Complete with an abundance of storage space and an attractive

dining and lounge area, the Intent is available in four fresh floorplans. Step outside and enjoy the well-appointed Tailgate Package under an easy-to-use powered patio awning. Refill or exchange LP cylinders without driving the motorhome to a filling station. The destination is up to you – after all, you're the proud owner of the all-new Winnebago Intent.

This brochure features the  
Intent 30R Floorplan



# Intent | Lounge

A full-wall slideout or double slideouts expands the lounge area and adds useful living space to each of the four Intent floorplans. The comfortable dinette (26M) or dinette and sofa bed provide comfortable seating for meals, games, or enjoying a movie on the satellite-system-ready 39" HDTV (32" 26M). In all floorplans, swivel cab seats, plus the multi-position cab table, provide additional seating options for family and friends.










# Intent | Galley

The standard three-burner range with oven and touch-controlled microwave make feeding the troops a breeze in the Intent. Attractive countertops with a decorative backsplash are ideal for food prep, while the stainless steel double sink helps make cleanup a snap. Every Intent features a pantry for convenient storage, as well as a powered roof ventilator fan to keep the fresh air flowing.






Sleeping options abound in the Intent. The private rear bedroom serves as a comfortable sanctuary with a walkaround queen bed (with CPAP shelves on each side), plus a 32" HDTV for winding down at the end of a busy day. The powered StudioLoft™ bed above the cab, bunk beds (31P), and convertible dinettes and sofa beds provide additional sleeping capacity in every floorplan. Every Intent also features a spacious shower with flexible showerhead and textured glass door— a place to relax while washing up after the day's adventures.







The Intent makes it easy to make yourself at home in the cab. Winnebago's exclusive Versa Cab Seats offer optional seat base placement with enhanced range of motion, adjustable height, and lumbar controls for superior comfort while driving. When parked, enjoy easy rotation towards the lounge to transition the seats into the integral part of the livability and functionality of the coach. The Radio/Rearview Monitor System with a pivoting 6.2" LCD color touch screen, rear color camera, and Bluetooth® capability, plus power mirrors with defrost, make piloting the Intent easier and more enjoyable. Dual-mode climate control, a dash workstation with USB and 12-volt power supply are also standard equipment on every Intent, as is the powered MCD blackout front shade to enhance your privacy while in camp.





Powered Patio Awning



The premium high-gloss sidewall skin and tinted windows highlight the fresh look of the Intent everywhere you go. In camp, deploy the powered patio awning with energy-efficient LED lighting, then kick back and enjoy the standard Tailgate Package which features an exterior refrigerator, sink and faucet, HDTV, and more.

Tailgate Package



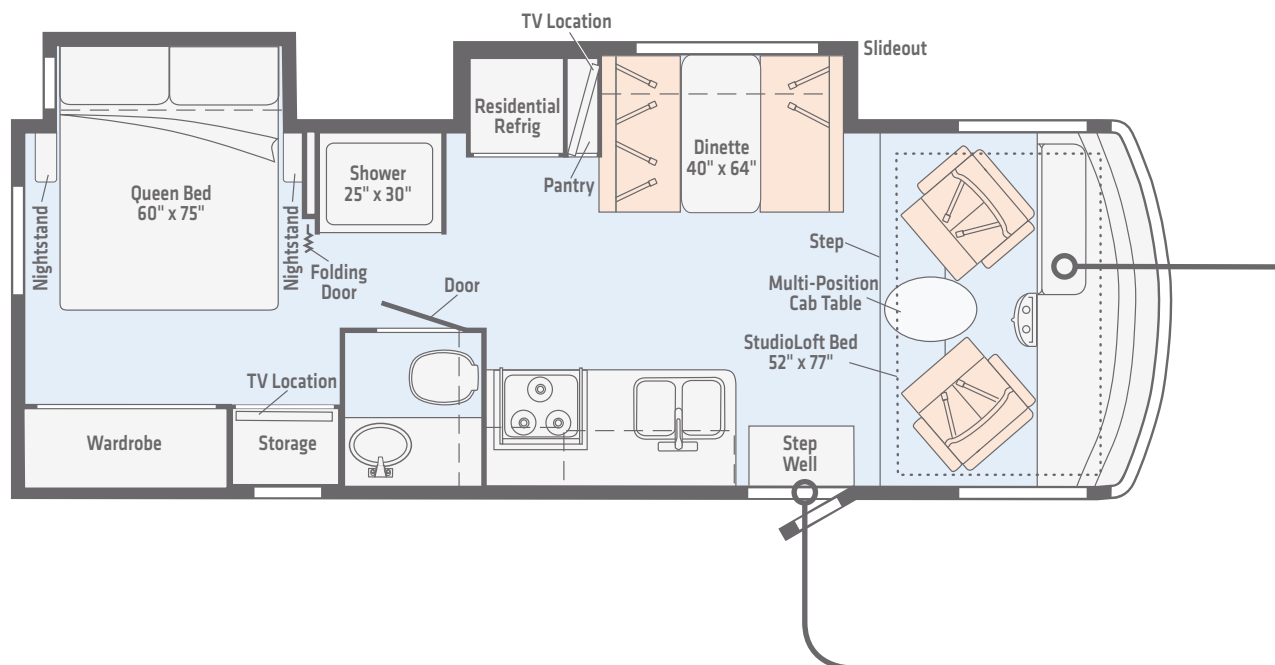
Entrance Steps





## NEW 26M

This double slideout includes sleeping accommodations for up to five in a compact, easy-to-drive coach that's as functional as it is good looking.



Leatherette

Vinyl

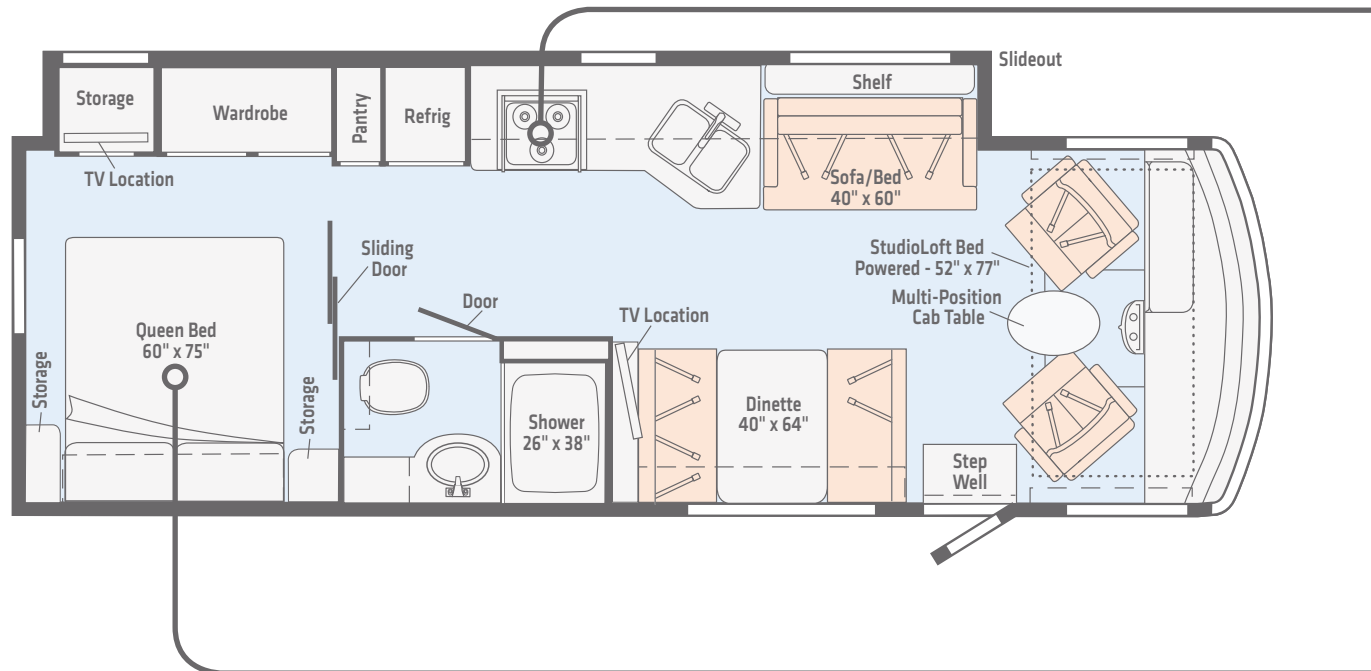
**Length** 26'10"  
**Ext. Storage** (cu. ft.) 57  
**Seating** 5

*Dimensions shown are for sleeping and shower space only and may vary due to styling differences. Dashed lines denote overhead storage areas. Floorplans and specifications are also available online at [WinnebagoInd.com](http://WinnebagoInd.com).*



## NEW 29L

A full-wall slideout adds room to the dining and living area, while the angled galley peninsula makes meal prep a snap with extra counter and storage space.



Leatherette

Vinyl


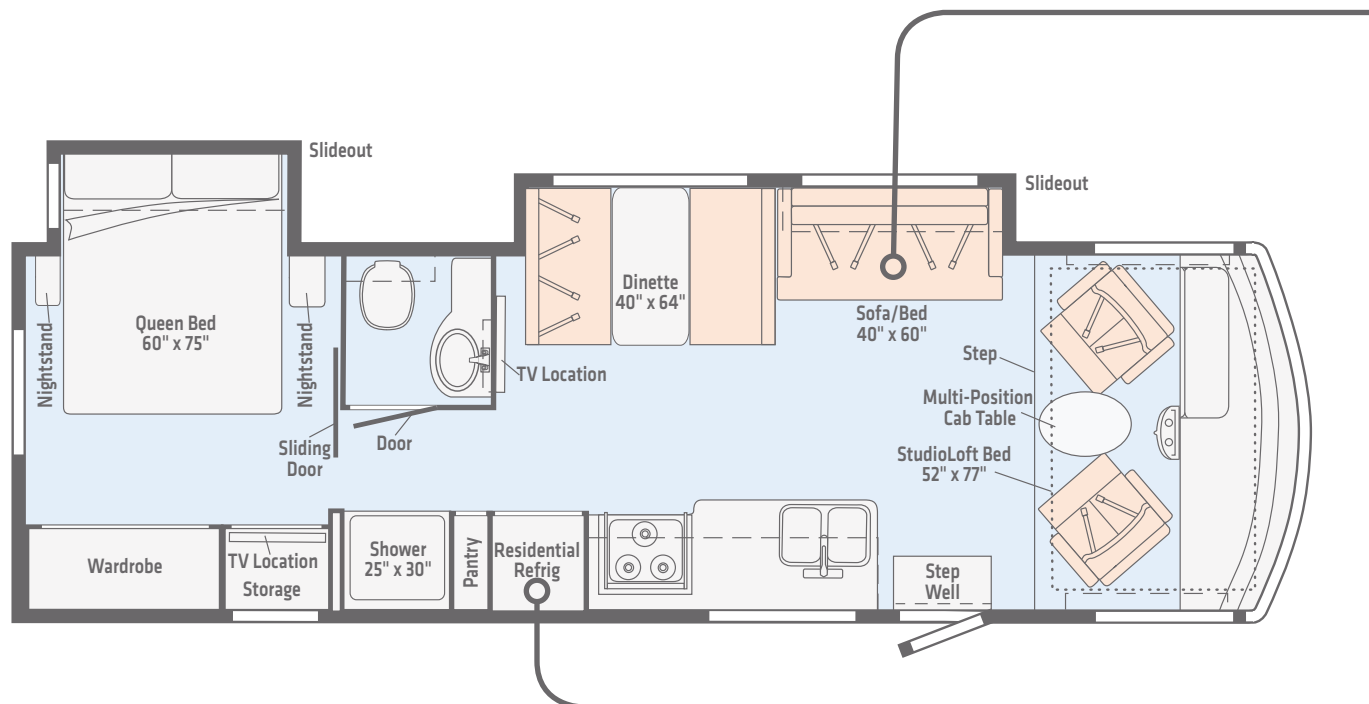
**Length** 29'10"  
**Ext. Storage** (cu. ft.) 75  
**Seating** 7

*Dimensions shown are for sleeping and shower space only and may vary due to styling differences. Dashed lines denote overhead storage areas. Floorplans and specifications are also available online at [WinnebagoInd.com](http://WinnebagoInd.com).*



## NEW 30R

The double slideout 30R includes a split bath to set off the rear bedroom, plus a driver's-side sofa and dinette opposite the full-featured galley.



Leatherette

Vinyl

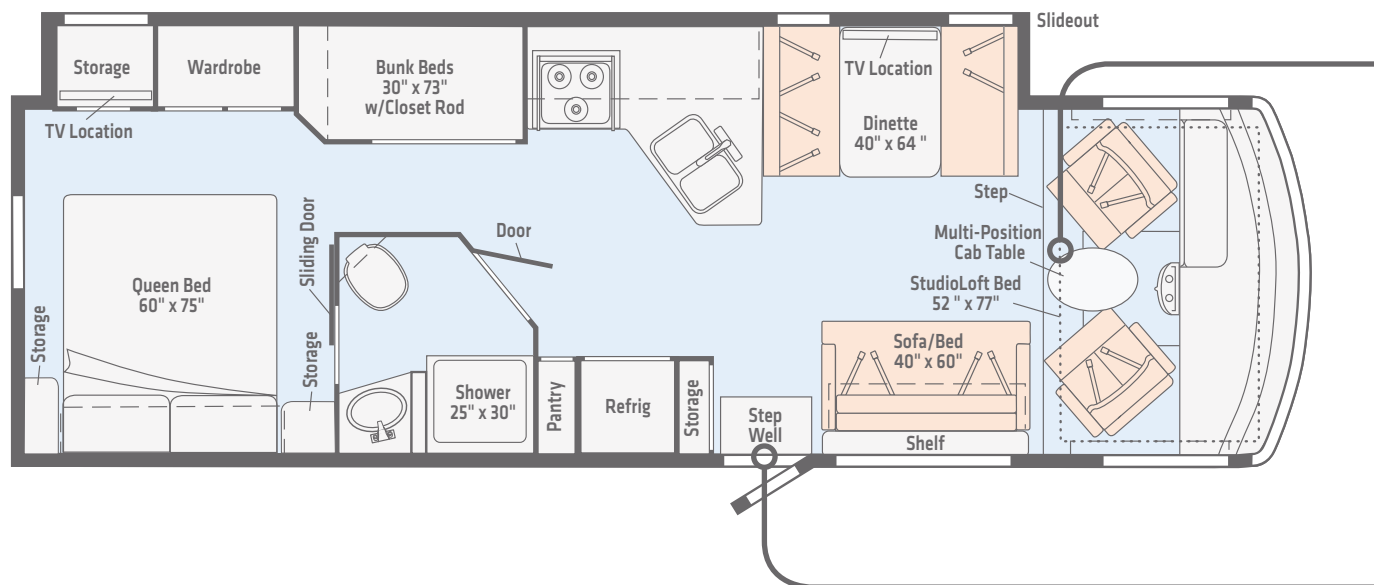
**Length** 30'10"  
**Ext. Storage** (cu. ft.) 83  
**Seating** 6

*Dimensions shown are for sleeping and shower space only and may vary due to styling differences. Dashed lines denote overhead storage areas. Floorplans and specifications are also available online at [WinnebagoInd.com](http://WinnebagoInd.com).*



## NEW 31P

With its full-wall slideout, the 31P offers abundant living and storage space, with a large bath, peninsula galley, and an integrated lounge and dining area.



Leatherette

Vinyl

**Length** 31'10"  
**Ext. Storage** (cu. ft.) 87  
**Seating** 7

*Dimensions shown are for sleeping and shower space only and may vary due to styling differences. Dashed lines denote overhead storage areas. Floorplans and specifications are also available online at [WinnebagoInd.com](http://WinnebagoInd.com).*



# Intent | Exterior Graphics

**WINNEBAGO**

Choose from two deluxe graphics packages.



**Sky**  
DELUXE GRAPHICS



**Ember**  
DELUXE GRAPHICS



## Mystic



Leatherette



Leatherette Accent



Feature Fabric



Vinyl Flooring



Bedsread



Wall Board



Laminate Countertop



Backsplash

## Wood



Glazed Kona

Winnebago® reserves the right to change décor materials and specifications without notice or obligation.



**Kenny and Sabrina Phillips**

Several years ago, it seemed like the only time Kenny and Sabrina really had together was on vacation. So Sabrina, a pulmonary/critical care physician who travels to different locations for work, and Kenny, a small business owner, decided to downsize and simplify.

Kenny sold his business and they became full-time RVers in their Winnebago Vista® LX.

As they put it, “We have laughed, loved, and experienced more in the last 12 months living in our Winnebago than we have in the last nine years.”

You can learn more about Sabrina and Kenny at [WinnebagoLife.com](http://WinnebagoLife.com). You'll also find hundreds of other great stories from GoLife's outstanding contributors along with how-to articles, gear reviews, RVing tips, and much more.

To learn more about the Phillips' adventures, visit:

# GoLife

[WinnebagoLife.com/about](http://WinnebagoLife.com/about)



Weights & Measures	26M	29L	30R	31P
Length	26'10"	29'10"	30'10"	31'10"
Exterior Height <sup>1</sup>	12'	12'	12'	12'
Exterior Width	8'5"	8'5"	8'5"	8'5"
Exterior Storage <sup>2</sup> (cu. ft.)	57	75	83	87
Awning Length	19'	22'	22'	24'
Interior Height	7'	7'	7'	7'
Interior Width	8'	8'	8'	8'
Freshwater Tank Capacity <sup>3</sup> (gal.)	48	48	51	48
Water Heater Capacity (gal.)	6	6	6	6
Holding Tank Capacity - Black/Gray <sup>3</sup> (gal.)	31/45	37/43	36/42	35/40
LP Capacity <sup>4</sup> (gal.)	60*	60*	60*	60*
Fuel Capacity (gal.)	80	80	80	80
GCWR <sup>5</sup> (lbs.)	23,000	23,000	23,000	23,000
GVWR (lbs.)	16,000	18,000	16,000	18,000
GAWR - Front (lbs.)	6,500	7,000	6,500	7,000
GAWR - Rear (lbs.)	11,000	12,000	11,000	12,000
Wheelbase	158"	190"	190"	208"
Seating Capacity	5	7	6	7

\* 40 lbs. provided

## Ford® F53 Chassis

**3-valve Triton® V10 engine SEFI, TorqShift™**  
**6-speed automatic transmission** w/tow/haul,  
 175-amp. alternator

**Hydraulic brakes** w/ABS

**Trailer Hitch**® 5,000-lb. drawbar/500-lb.  
 maximum vertical tongue weight

**7-pin connector**

**Stainless steel wheel liners**



**Automatic hydraulic leveling jacks**

**Rear valve stem extensions**

## Cab Conveniences

**Pivoting Radio/Rearview Monitor System**  
 6.2" WVGA color touch screen, iPod®/  
 iPhone® compatibility, rear color camera,  
 Bluetooth®

**Cab seats** w/two-position armrests, fixed  
 lumbar support, and multi-adjustable slide/  
 recline/swivel

**3-point seat belts**

**Chassis/house battery radio power switch**

**Power steering** w/tilt wheel

**Power mirrors** w/defrost

**Powered MCD blackout front shade**

**Dash workstation** w/USB and 12-volt power  
 supply

**Motor cover**

**Instrument panel** w/rotating radio display

**Removable pedestal table**

**Dual-mode heater/air conditioning**

**Sideview video camera system**

## Interior

**32" HDTV** (26M)

**39" HDTV** (NA 26M)

**Amplified digital TV antenna system**

**Satellite system ready**

**Pleated blinds**

**Monitor panel**

**Tinted windows**

**LED lights**

**Vinyl flooring throughout**

**Assist handle**

**USB chargers**

## Galley

**Thermoformed countertops** w/decorative  
 backsplash

**2-door residential refrigerator/freezer**

**Microwave oven** w/touch controls

**3-burner range** w/oven

**Stainless steel double sink**

**Powered roof ventilator fan**

**Pantry**

## Bath

**Shower** 25"x30" (NA 29L)

**Shower** 26"x38" (29L)

**Laminate countertop**

**Flexible showerhead**

**Textured glass shower door**

**Skylight**

**Toilet** w/hand flush

**Powered roof ventilator fan**

**Towel ring(s)**

**Robe hook(s)**

**Tissue holder**





## Bedroom

**Queen bed** w/foam mattress and storage below

**Bedsread**

**Bunk beds** w/foam mattresses, mattress covers, clothes rod, and privacy curtain (31P)

**Powered roof ventilator fan**

**Wardrobe**

**32" HDTV**

**Powered upper cab loft bed** w/smooth, quiet operation

## Exterior

**Premium high-gloss sidewall skin**

**Electric entrance door steps**

**Powered patio awning** w/LED lighting


**Front mud flaps**

**Porch light** w/interior switch

**Incandescent lighted storage compartments**

**Ladder**

**Tailgate Package** w/refrigerator, storage drawer, pull-out counter, cargo net, bottle opener, paper towel holder, sink/faucet, HDTV



**Assist handle**

**Solar reflective exterior**

**Pass-through storage**

## Heating & Cooling System

**15,000 BTU air conditioner** w/ChillGrille™

**30,000 BTU low-profile furnace**

## Electrical System

**AC/DC load center, 55-amp. converter/charger**

**30-amp. power cord**

**4,000-watt Cummins Onan® MicroQuiet™ gas generator**

**2 deep-cycle Marine/RV Group 31 batteries**

**Battery disconnect system** (coach)

**Automatic coach dual-battery charge control**

**Auxiliary start circuit**

**AC duplex receptacle**

**Cable TV input**

**Exterior antenna jack**

**DC receptacles**

**AC/DC inverter w/remote panel**

## Plumbing System

**Service Center** colored labels, pressurized city water hookup w/diverter valve, drainage valves, 10' sewer hose

**6-gallon LP water heater** w/electronic ignition

**Heated holding tank compartment**

**Smart LP system** w/2 removable 20# tanks w/room for additional capacity

**On-demand water pump**

**Holding tank monitoring system**

**Winterization Package** water heater bypass valve and siphon tube

**Holding tank flushing system** (black tank only)

## Safety

**Child seat tether anchor** (forward facing dinette seat)

**LP, smoke, and carbon monoxide detectors**

**10 BC fire extinguisher**

**Ground fault interrupter**

## Warranty<sup>6</sup>

**12-month/15,000-mile basic limited warranty<sup>7</sup>**

**36-month/36,000-mile limited warranty on structure<sup>7</sup>**

### FOOTNOTES

1. The height of each model is measured to the top of the tallest standard feature and is based on the curb weight of a typically equipped unit. The actual height of your vehicle may vary by several inches depending on chassis or equipment variations. Please contact your dealer for further information.
2. The load capacity of your motorhome is designated by weight, not by volume, so you cannot necessarily use all available space when loading your motorhome.
3. Capacities are based on measurements prior to tank installation. Slight capacity variations can result due to installation applications.
4. Capacities shown are tank manufacture's listed water capacity (W.C.). Actual filled LP capacity is 80% of listing due to overfilling prevention device on tank.
5. Actual towing capacity is dependent on your particular loading and towing circumstances which includes the GVWR, GAWR, and GCWR, as well as adequate trailer brakes. Please refer to the Operator's Manual of your vehicle for further towing information.
6. See separate chassis warranty.
7. See your dealer for complete warranty information.

NA Not Available

Not all items available in combination. See dealer for details.

Winnebago's® continuing program of product improvement makes specifications, equipment, model availability, and prices subject to change without notice. Published content reflects the most current product information at time of printing. Please consult your dealer for individual vehicle features and specifications.