

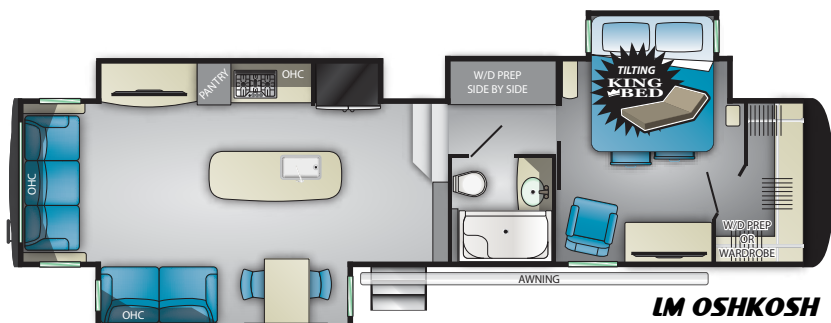
— L A N D M A R K —



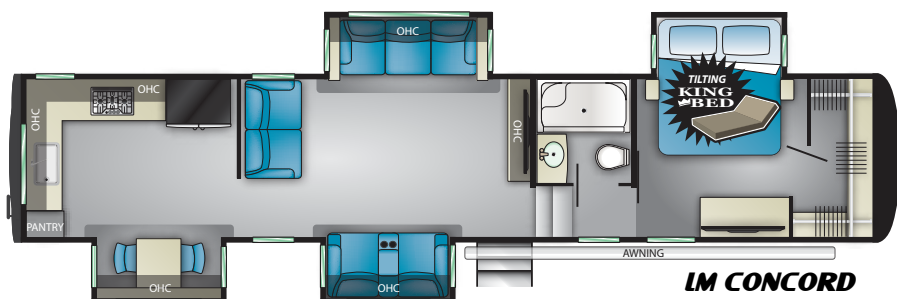
Make your Someday, Now

Floorplans

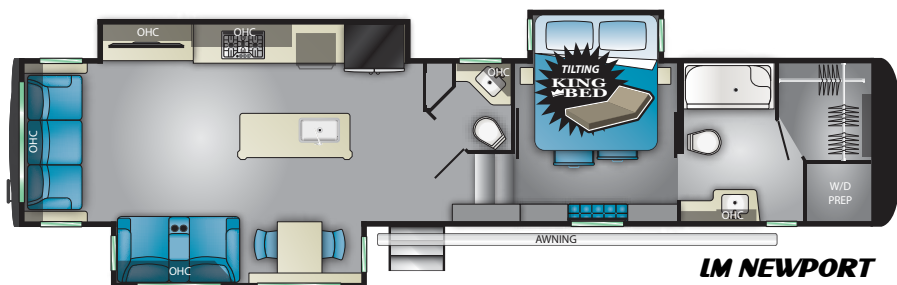
MODEL Oshkosh
GVWR 18,000
DRY UVW 14,527
HITCH 2,900
AXLES GAWR 8,000
CCC 3,421
LENGTH 39' 2"



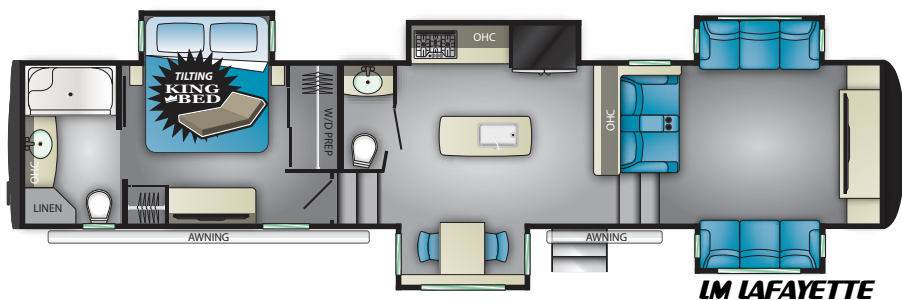
MODEL Concord
GVWR 18,000
DRY UVW 14,677
HITCH 2,925
AXLES GAWR 8,000
CCC 3,271
LENGTH 42' 7"



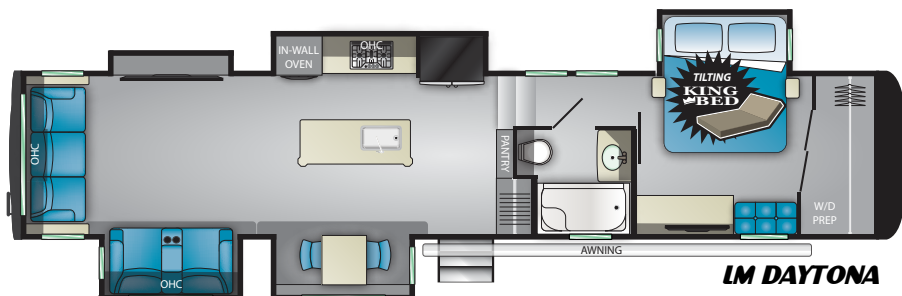
MODEL Newport
GVWR 18,000
DRY UVW 14,843
HITCH 3,048
AXLES GAWR 8,000
CCC 3,105
LENGTH 42' 6"



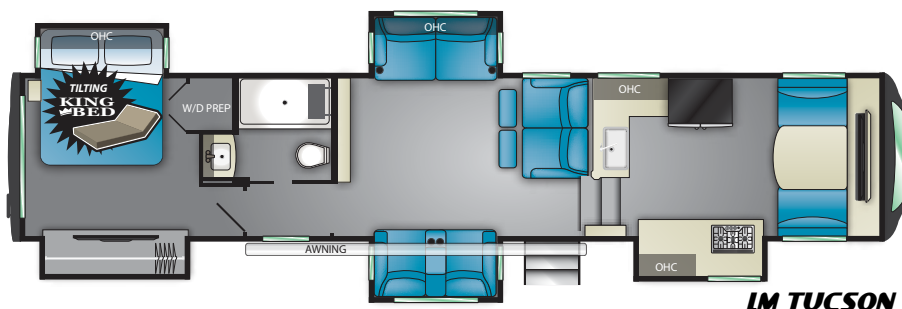
MODEL Lafayette
GVWR 18,000
DRY UVW 15,251
HITCH 3,918
AXLES GAWR 8,000
CCC 2,697
LENGTH 42' 10"



MODEL Daytona
GVWR 18,000
DRY UVW 15,089
HITCH 3,115
AXLES GAWR 8,000
CCC 2,859
LENGTH 42' 6"



MODEL Tucson
GVWR 18,000
DRY UVW TBD
HITCH TBD
AXLES GAWR 8,000
CCC TBD
LENGTH TBD



Standards

CORE PACKAGE:

- Multi-Plex Lighting System with Touchscreen & App
- 8000# Dexter Axles/Springs & Hubs with Aluminum Wheels & 17.5 H Range Tires
- Electric Power Cord Reel
- MorRyde LRE 4000 Suspension
- Surge Protection
- 1000 Watt Invertor
- 80 amp Convertor
- 50 Amp Service
- Sofa Tables with power outlets
- Backlit Backsplash
- Low Level Nightlights on 2 Three-Way Switches
- First Alert Safe
- High Rise Coffee Table
- 2.4 cu. ft. Stainless Steel Oven and 3-Burner Stove
- Adjustable Bedroom Reading Lights
- Zero-G Entry Step
- Power Tilt Bed with King Mattress
- Tile Look Shower with Teak Seat
- Hardwood Interior Steps

HOME PACKAGE:

- Frameless Dual Pane Windows
- MorRyde Pin Box
- Dyson Cordless Vac
- 5100 BTU Fireplace/Heater
- Edge Lit Solid Surface Countertops
- Residential Refer
- Full-Extension Ball Bearing Drawer Guides
- Washer Dryer Prep
- Farmhouse Stainless Single Basin Kitchen Sink with Cutting Board & Apron
- 13 Gal Trash Can
- Silverware Drawer
- Convection Microwave
- 55" Living Room LED TV with Sound Bar
- Independent Slide Switches
- Solid Stained Maple Hardwood Cabinetry
- 300W Solar System Prep
- Backlit Fascia
- Pre-Wire for Winegard Traveler Satellite
- LED Lighting
- Generator Prep
- Solid Surface Molded Bath Sinks

AWAY PACKAGE:

- Universal Docking Center with Water Filter
- 3 Way Water Pump Switch
- Ceiling Fan with Wooden Shroud (N/A Lafayette or Phoenix)
- 30lb LP Tanks
- High Gloss Fiberglass
- Dual Satellite Prep
- Dual Battery Hookup
- Aluminum Wheels
- Battery Disconnect
- 6-Point Automatic Hydraulic Level Up
- Aluminum Framed Laminated Floor
- Radius Slam Latch Baggage Doors
- 45K BTU Whisper Quiet A/C System
- MCD Roller Shades
- Bedroom TV
- 8-USB Outlets
- Energy Management System
- Double Power Awnings
- Power Theatre Seating with Heat and Massage
- Euro Entry Door Latch

Exclusive List

What sets the Landmark apart in the luxury fifth wheel market and beyond?

- Landmark is Heartland's only brand with a comprehensive two year, full time friendly warranty.
- 3 choices of triple-cut-and-buffed full body paint
- 3 standard air conditioners for 45,000 total BTU cooling power, all able to run simultaneously
- True walk-in closet with deep shelves (4 models)
- Power reclining sofa with flip down center section for drink holders/lunch tray/USB/110V power
- Strut-assisted entry step
- Wave pattern headboard with framed in LEDs
- Multi-plex lighting with backlit, labeled switches and dimmers
- Curved slide out fascia lit from floor to ceiling
- Backlit Burl pattern kitchen backsplash panel
- Power inclining bed lift mechanism (adds 20" of walkable floor space!)
- Whole house energy management system
- 17.5" H-range tires and 8,000lb Dexter axles with shocks and 3 3/8" drum brakes
- Window sills and true-privacy trim on living room windows for total blackout with roller shades
- Surge guard whole-house electrical protection
- Double exterior LED-lit awnings standard
- Disc brake option
- Dishwasher option
- Stainless steel farmhouse sink with apron and cutting board

Options

- Yeti Extreme Cold Weather Package
- Heat Pump on Main and/or 2nd A/C
- Fantastic Fan Bath
- Stackable Washer/Dryer
- Dishwasher (Newport, Daytona, Oshkosh only)
- Disc Brakes
- 5.5KW Onan LP Generator
- Slide Awning Package (3, 4 or 5 slides)
- Alumi-Guard wrapped awnings
- 40" Exterior TV

LANDMARK



FULL TIME LUXURY LIFETIME VALUE



BLACK & CREME FULL BODY PAINT



BLACK & RED FULL BODY PAINT



BLACK & SILVER FULL BODY PAINT



www.heartlandrvs.com



Product information is as accurate as possible as of the date of publication of this brochure. Due to Heartland's commitment to continuous product improvement, floorplans, materials, components, features, measurements, specifications, options, etc. are subject to change at any time without notice or obligation. In certain conditions some additional equipment may be needed. Photos may show optional equipment or props used for photography purposes only.

Heartland has listed the approximate base weight of the trailer without the optional equipment included. Optional equipment will impact the weight of the trailer. Please locate the weight sticker attached to the trailer you are considering for the most accurate trailer weight.

Tow Vehicle Caution: Owners of Heartland recreational vehicles are solely responsible for the selection and proper use of tow vehicles. All customers should consult with the motor vehicle manufacturer or their dealer concerning the purchase and use of suitable tow vehicles for Heartland products. Heartland disclaims any liability or damages suffered as a result of the selection, operation, use or misuse of a tow vehicle. Heartland's limited warranty does not cover damage to the recreational vehicle or the tow vehicle as a result of the selection of the tow vehicle.

30,000 Litho 1/20



Heartland Recreational Vehicles
2831 Dexter Drive
Elkhart, Indiana 46514
574-262-5992

Your Authorized Heartland Dealer:

