




# MIRAMAR<sup>®</sup>




RED SKIES **HD-MAX**




SATELLITE BLUES **HD-MAX**



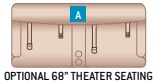
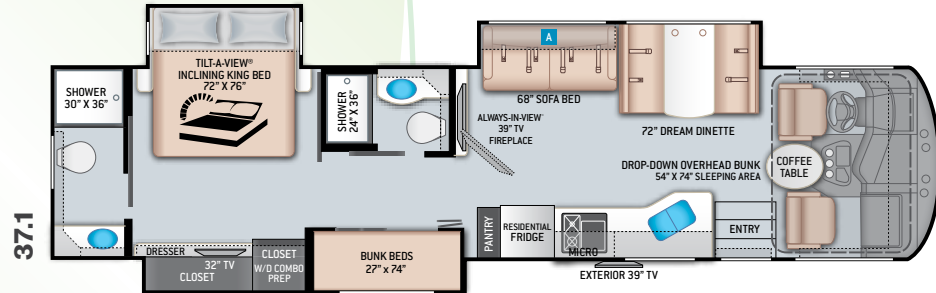
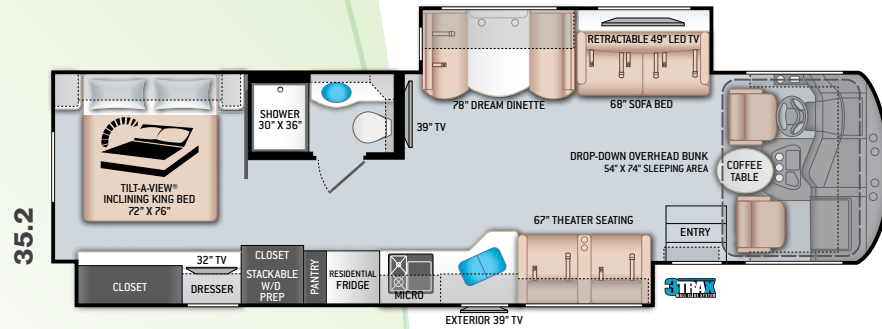
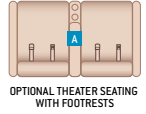
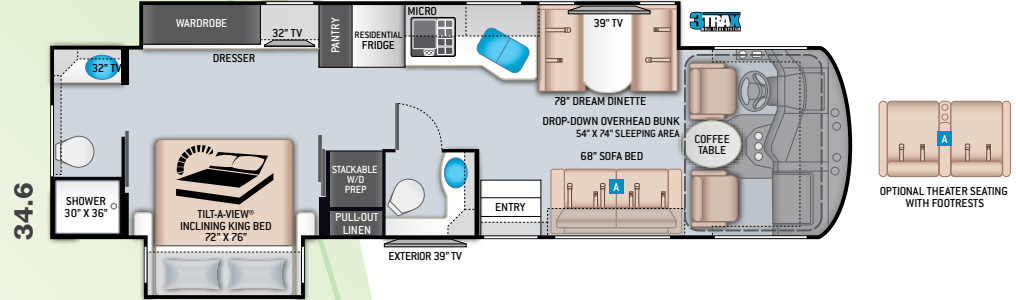
COOL JAZZ FULL-BODY PAINT



MOOD INDIGO FULL-BODY PAINT



TAKE FIVE FULL-BODY PAINT



# Featured Highlights

## CONSTRUCTION & EXTERIOR

- Ford® F-53 Chassis - 7.3L Triton® V8 Engine, 350HP, 468 lb.-ft. Torque - TorqShift® 6-Speed Automatic Transmission with Overdrive
- Premium One-Piece TPO Roof
- One-Piece Fiberglass Front & Rear Caps
- HD-MAX® Exterior with Partial Paint & Graphics Package
- Automatic Leveling Jacks with Touchpad Controls
- Power Patio Awning with Integrated LED Lighting
- Power Entry Door Awning (35.2)
- Slideout Room Topper Awning(s)
- 3TRAX® Wall Slide System (34.6 & 35.2)
- Basement Pass-Through Storage
- Rotocast Storage Compartments
- Side-Hinged Aluminum Compartment Doors
- Pet-Link™ Multi-Purpose Tie-Down
- Roof Ladder
- Electric Entry Steps
- Frameless Windows
- 8,000-lb. Trailer Hitch with 7-pin Round Connector

## CONSTRUCTION & EXTERIOR OPTIONS

- Full-Body Paint with Gel Coated Sidewalls
- Frameless Dual Pane Windows

## AUTOMOTIVE & COCKPIT

- 10.1" Touchscreen Dash Radio with Bluetooth®, Axerra™ Navigation & SiriusXM® Ready
- Steering Wheel Audio Control

- Back-Up Monitor
- Heated/Remote Exterior Mirrors with Integrated Side View Cameras
- Cruise Control
- Tilt and Telescoping Steering Wheel
- Automatic Headlights
- Dash Fans
- Cab Light
- Reclining/Swivel Leatherette Captain's Chairs with Stow-Away Coffee Table
- Emergency Engine Start Switch
- Power Roller Shade on Windshield
- Manual Roller Shades on Side Windows
- 22.5" Tires with Aluminum Wheels
- Valve Stem Extenders on Rear Wheels
- Dash Workstation with 110-volt & 12-volt Outlets
- Power Drop-Down Hide-Away Overhead Bunk with Cotton Cloud™ Mattress & Bunk Ladder

## INTERIOR

- Rubber Tread Entry Steps with Lighted Step Well
- Residential Vinyl Flooring
- 84" Interior Ceiling Height
- Soft Vinyl Ceiling
- LED Lighting
- Ceiling Ducted Air Conditioning System
- Satin Finish Cabinetry with Solid Wood Flat Panel Cabinet Doors & Nickel Finish Hardware
- Self Closing Drawer Guides
- Full Extension Metal Ball-Bearing Metal Drawer Guides

- Leatherette Dream Dinette® Booth with Cup Holders
- Single Child Safety Tether in Dream Dinette® Booth
- Leatherette Home Theater Seating (35.2)
- Leatherette Sofa Bed (34.6, 35.2, & 37.1)
- Lambrequin Window Treatments
- Window Privacy Roller Shades

## INTERIOR OPTIONS

- Leatherette Home Theater Seating with Footrests (34.6 & 37.1)
- Electric Fireplace with Remote Control (37.1)

## KITCHEN

- Double Door Refrigerator
- 2-Burner High-Output Gas Range Top with Single Induction Cooktop
- 30" Over-the-Range Convection Microwave Oven
- Solid Surface Sink Covers & Kitchen Countertops
- Stainless Steel Double Bowl Sink & Single Handle Faucet with Pull Down Sprayer
- Pantry
- 12-volt Attic Fan with Cover
- Kitchen Countertop LED Accent Lighting

## BEDROOM & BATHROOM

- King Size Bed with Tilt-A-View® Inclining Bed Mechanism (35.2 & 37.1)
- Bedroom 110-volt Outlet on Inverter for CPAP Machine

- Designer Headboard, Bedspread & Pillow Shams
- Bunk Beds – Converts to Closet (37.1)
- Foot Flush Porcelain Toilet
- Power Vent with Cover in Bathroom
- Stainless Steel Bathroom Sink
- Skylight in Shower
- Shower with Glass Door

## ENTERTAINMENT

- Retractable 49" TV in Living Area (35.2)
- 39" TV in Living Area (34.6 & 35.2)
- 39" TV on Always-in-View™ TV Slide System with Side-Hinging Feature (37.1)
- Blu-Ray Player in Living Area
- 32" TV in Bedroom
- Tablet Holder and USB Charge Ports in Bunk Beds (37.1)
- USB Charging Ports - Bedroom & Living Area
- Cable TV Ready
- Digital TV Antenna
- HDMI Video Distribution
- Satellite Mounting Backer in Roof
- Exterior 39" LED TV on Swivel Bracket with Bluetooth® Soundbar & Radio
- Winegard® Connect™ 2.0 WiFi / 4G / TV Antenna

## ELECTRICAL & PLUMBING

- Onan® RV QG 5500 Gas Generator
- 50-amp Shoreline Power Cord
- Automatic Generator Start

- Automatic Transfer Switch with Power Protection
- 1800-watt Inverter
- Dual Auxiliary House Batteries with Battery Tray that Holds up to (4) Four Batteries
- Rapid Camp+® Multiplex Wiring Control System with 7" Touchscreen
- 100-watt Solar Charging System with Solar Controller
- Battery Disconnect Switch
- Dual Roof Air Conditioners
- Exterior LP Connection
- Tankless Water Heater
- Water Heater Bypass System
- Enclosed & Heated Holding Tanks
- Black Tank Flush System
- Stackable Washer/Dryer Prep (34.6 & 35.2)
- Washer/Dryer Combo Prep (37.1)
- Outside Shower
- 360° Siphon® RV Holding Tank Vent Cap

For a complete listing of available features, visit [thormotorcoach.com/miramar](http://thormotorcoach.com/miramar).

	34.6	35.2	37.1
Chassis	Ford	Ford	Ford
Gross Vehicle (GVWR)	22,000	22,000	24,000
Gross Combined (GCWR)	26,000	26,000	30,000
Wheel Base	242"	242"	262"
Exterior Length (w/o ladder)	36'	37'-2"	39'-1"
Exterior Height (w/AC)	12'-11"	12'-11"	12'-11"
Exterior Width (w/o mirrors)	101"	101"	101"
Interior Height (living area)	84"	84"	84"
Awning Size	20'	20'	15'
Fuel (gal)	80	80	80
LPG (lbs)	105	105	105
Fresh/Waste/Gray Water (gal)	100 / 40 / 40	100 / 40 / 40F-30R	100 / 40F-40R / 40F-40R
Water Heater (gal)	Tankless	Tankless	Tankless
Furnace (BTUs)	35,000	35,000	35,000
Exterior Storage Capacity (cu. ft.)	140	180	216
Hitch Weight Rating (lbs)	8,000	8,000	8,000



**IMPORTANT—PLEASE READ:** This brochure reflects product design, fabrication, material, components and specifications at the date of printing, which date is disclosed below. Please visit us online at [ThorMotorCoach.com](http://ThorMotorCoach.com) or consult with your selling dealership for the latest in standards, options, specification and technical information. Photographs in the brochure may depict optional equipment or may only be available in certain floor plans. Components, appliances and the chassis may have been manufactured in a calendar year before the vehicle's designated model year. All capacities are approximate. The actual length of the vehicle may differ from that indicated in the brochure due to variances in the manufacturing processes and/or installed components. All dry weights are based on standard model features and do not include optional features or equipment. Component part and appliance manufacturers issue limited warranties covering portions of the vehicle not covered under the limited warranty we issue. Copyright Thor Motor Coach, Inc. © MY 03/12/2021

Made to fit.

P.O. Box 1486, Elkhart, IN 46515 Sales Department: 800.860.5658

[thormotorcoach.com/miramar](http://thormotorcoach.com/miramar)

