




TIBURON®



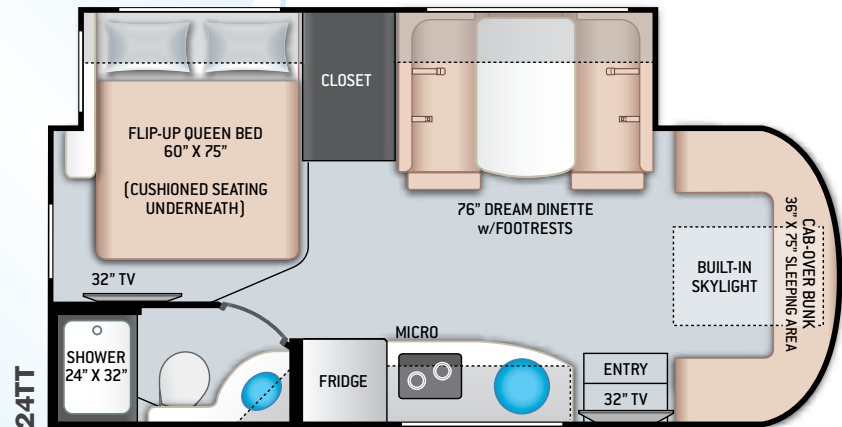
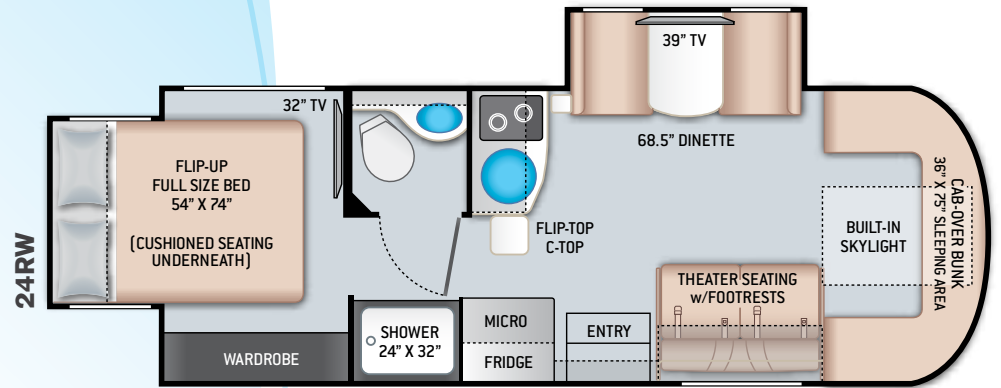
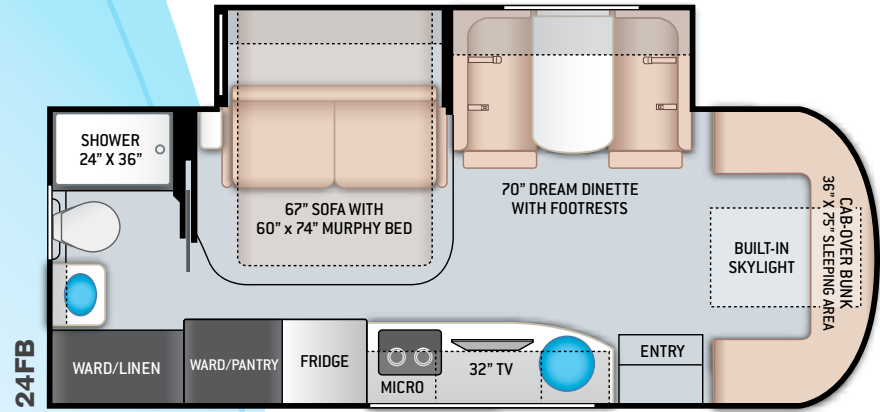


DEL MAR II



MODESTO II



WINSLOW II



Featured Highlights

CONSTRUCTION & EXTERIOR

- Mercedes-Benz® Sprinter Chassis with 3.0L V6, 188HP & 325 lb.-ft. Torque
- Mercedes-Benz® Safety Package: Active Braking Assist, Attention Assist, Active Lane Keeping Assist, Wet Wiper System & Distance Regulator Distronic Plus
- Premium One-Piece Crossflex™ Roof
- One-Piece Fiberglass Front Cap with Skylight & Interior Power Shade
- Full-Body Paint Package with Gel Coated Sidewalls, Invisible Front Paint Protection
- Side Hinged Slab Compartment Doors
- Lighted Rotocast Storage Compartments
- Two Stage Armless Power Patio Awning with Integrated LED Lighting
- Slideout Room Topper Awning(s)
- Electric Entry Steps
- Frameless Windows

CONSTRUCTION & EXTERIOR OPTIONS

- Automatic Leveling Jacks with Touch Pad Controls (IPO Electric Stabilizing System on 24FB & 24TT)
- Electric Stabilizing System (STD 24FB & 24TT)

AUTOMOTIVE & COCKPIT

- Mercedes-Benz® Multimedia Dash Radio with Bluetooth®, Navigation & SiriusXM®

- Rearview Mirror with Back-up System
- Deluxe Heated/Remote Exterior Mirrors
- Dash Applique
- Swivel/Electric/Heated Driver & Passenger Captain's Chairs with (2) Two Filler Cushions & Removable Coffee Table
- Cockpit Carpet Mat
- Tilt Leather Steering Wheel with Audio Buttons to Control Dash Radio
- Cruise Control
- Power Windows & Door Locks
- Map Light
- Upgraded Windshield Privacy Close-Off Panels
- Fiberglass Running Boards
- Keyless Entry System
- Aluminium Wheels with Vavle Stem Extensions

INTERIOR

- Rubber Tread Entry Steps with Lighted Step Well
- Residential Vinyl Flooring
- 80" Interior Ceiling Height
- Soft Touch Vinyl Ceiling
- LED Lighting
- Ceiling Ducted Air Conditioning System
- Cab-Over Sleeping Area with Telescoping Bunk Ladder
- High-Gloss Euro-Style Cabinetry with Complementary Cabinet Door Hardware
- Wall Cubby with Net & USB Charging Port

- Leatherette Dream Dinette® Booth with Footrests (24FB & 24TT)
- Leatherette Dinette with Two (2) Storage Drawers (24RW)
- Leatherette Sofa Electric Murphy Bed Conversion with Queen Size Mattress (24FB)
- Leatherette Theater Seating with Footrests (24RW)
- Wireless Phone Charger with USB Plug
- Window Privacy Roller Shades

INTERIOR OPTIONS

- Single Child Safety Tether in Dinette (24FB & 24TT)

KITCHEN

- Double Door Refrigerator with Stainless Steel Door Inserts
- Pressed Laminate Kitchen Countertops with Under Mounted Sink with Sink Cover
- Pop-up Countertop Outlet & Charging Center for Electronics (24FB & 24TT)
- Glass Protective Cover & Task Lighting Above Cooktop
- Two Burner Gas Cooktop with Glass Cover & Electric Start
- Convection Microwave Oven
- Flip-Up Countertop Extension (24RW)
- Large Stainless Steel Single Bowl Sink & Faucet with Pull-Down Sprayer
- 12-volt Ceiling Vent with Wall Switch

BEDROOM & BATHROOM

- Full Size Comfort Flex Euro Style Bed Support with Flip-Up Reversible Mattress & Cushioned Seating Underneath (24RW)
- Queen Size Comfort Flex Euro Style Bed Support with Flip-Up Reversible Mattress & Cushioned Seating Underneath Bed (24TT)
- Queen Size Murphy Bed (24FB)
- Bedspread & Pillow Shams
- Bedroom 12-volt Outlet for CPAP Machine
- Power Charging Center for Electronics
- Shower with Curved Anti-Microbial Shower Curtain
- Foot Flush Toilet
- 12-volt Attic Fan with Cover in Bathroom

ENTERTAINMENT

- 39" TV in Living Area (24RW)
- 32" TV in Living Area (24FB & 24TT)
- 32" TV in Bedroom (24RW & 24TT)
- Cable TV Ready
- Satellite Mounting Backer in Roof
- Bluetooth® Coach Radio System with HDMI Ready, DVD Multimedia Receiver
- Winegard® Connect™ 2.0 WiFi / 4G / TV Antenna

ELECTRICAL & PLUMBING

- Onan® RV QG 3600 LP Generator
- 30-amp Shoreline Power Cord

- Automatic Transfer Switch with Power Protection
- Battery Disconnect Switch
- Rapid Camp+® Multiplex Wiring Control System
- 100-watt Solar Charging System with Solar Controller
- 1,000-watt Inverter for Entertainment Systems and Select Outlets
- Single, High Output, Roof Air Conditioner
- Whole Coach Water Filtration System
- Tankless Water Heater
- Water Heater By-Pass
- Holding Tanks with Heat Pads
- 360° Siphon® RV Holding Tank Vent Cap
- Black Tank Flush System
- Winterization Valve System
- Outside Shower
- Exterior LP Connection

ELECTRICAL & PLUMBING OPTIONS

- Onan® RV QD 3200 Diesel Generator

For a complete listing of available features, visit thormotorcoach.com/tiburon-sprinter.

Use your phone's camera to find out more information.



Just scan the code!



	24FB	24TT	24RW
Chassis	Mercedes-Benz® Sprinter	Mercedes-Benz® Sprinter	Mercedes-Benz® Sprinter
Gross Vehicle (GVWR)	11,030	11,030	11,030
Gross Combined (GCWR)	15,250	15,250	15,250
Wheel Base	171"	171"	171"
Exterior Length (w/o ladder)	25'-8"	24'-9"	25'-8"
Exterior Height (w/AC)	11'-2"	11'-2"	11'-2"
Exterior Width (w/o mirrors)	90"	90"	90"
Interior Height (living area)	80"	80"	80"
Awning Size	15'	15'	15'
Fuel (gal)	26.4	26.4	26.4
LPG (lbs)	68.2	68.2	68.2
Fresh/Waste/Gray Water (gal)	30 / 38 / 38	30 / 38 / 38	30 / 38 / 38
Water Heater (gal)	Tankless	Tankless	Tankless
Furnace (BTUs)	30,000	30,000	30,000
Exterior Storage Capacity (cu. ft.)	34.8	31.9	31.9
Hitch Weight Rating (lbs)	5,000	5,000	5,000



IMPORTANT—PLEASE READ: This brochure reflects product design, fabrication, material, components and specifications at the date of printing, which date is disclosed below. Please visit us online at ThorMotorCoach.com or consult with your selling dealership for the latest in standards, options, specification and technical information. Photographs in the brochure may depict optional equipment or may only be available in certain floor plans. Components, appliances and the chassis may have been manufactured in a calendar year before the vehicle's designated model year. All capacities are approximate. The actual length of the vehicle may differ from that indicated in the brochure due to variances in the manufacturing processes and/or installed components. All dry weights are based on standard model features and do not include optional features or equipment. Component part and appliance manufacturers issue limited warranties covering portions of the vehicle not covered under the limited warranty we issue. Copyright Thor Motor Coach, Inc. © OH 12/08/2021



Made to fit.

P.O. Box 1486, Elkhart, IN 46515 Sales Department: 800.860.5658

thormotorcoach.com/tiburon-sprinter

