

SUNSEEKER

BY FOREST RIVER

EVERY ROAD'S AN ADVENTURE



A Berkshire Hathaway company.



2550DSLE shown with Slate decor.

SUNSEEKER

BY FOREST RIVER

Tasteful design, combined with a unique combination of style, value and preferred amenities make travel in the Sunseeker comfortable and loads of fun. Sunseeker's unique split level design provides maximum headroom in the living area, while still offering pass-through storage on every floorplan. Plus, all Sunseekers are "Certified Green" by TRA Certification.

LE TOP FEATURES

- Crowned, laminated fiberglass roof
- One-piece seamless fiberglass cap
- Two cab-over windows (Bunk area)
- Slide out awning toppers
- Heated enclosed tanks (N/A 2250SLE, 2550DSLE)
- Enclosed dump station (N/A 2250SLE, 2550DSLE)
- 40" 12V LED TV
- Integrated entry step
- Large storage drawers in dinette
- Black-out roller shades
- 2" Thick gel coat sidewalls with lightweight composite waterproof material
- Upgraded appliances with 1.3 cu. ft. convection microwave
- Overhead bunk ladder
- Back-up camera/side view cameras with monitor
- Maxx Air multi-speed power fan with cover (Kitchen)
- High pressure oxygen infused shower head
- Optional solar powered 12V charging system
- Wifi Prep
- In-dash Apple CarPlay/Android Play radio





3250DSLE kid's zone with fold-down bunk, sofa sleeper, seat belts and an entertainment center, included on all LE models. Platinum decor shown.

EXPERIENCE MORE

| FORD/CHEVY | 2150SLE | 2250SLE | 2350SLE | 2550DSLE | 2850SLE | 2950LE | 3250DSLE |
|------------------------------|----------------------|----------------------|----------------------|----------|----------|----------|----------|
| Wheelbase | 158"/159" | 158"/159" | 158"/159" | 190" | 220" | 220" | 220" |
| GVWR | 12500/12300 | 12500/12300 | 12500/12300 | 14,500 | 14,500 | 14,500 | 14,500 |
| GAWRR | 8500/9600 | 8500/9600 | 8500/9600 | 9600 | 9600 | 9600 | 9600 |
| GAWRF | 5000/4600 | 5000/4600 | 5000/4600 | 5000 | 5000 | 5000 | 5000 |
| UVW | 10280/10500 | 9769/10590 | 10050/10130 | 11443 | 11742 | 11440 | 12580 |
| GCWR | 18000/20000 | 18000/20000 | 18000/20000 | 22000 | 22000 | 22000 | 22000 |
| CCC | 2327/3748 | 2695/3610 | 2656/4070 | 3057 | 2758 | 3060 | 1920 |
| Fuel Capacity (Gal) | 55/57 | 55/57 | 55/57 | 55 | 55 | 55 | 55 |
| Hitch Rating/Tongue Weight | 5000/500 5000/500 | 5000/500 5000/500 | 5000/500 5000/500 | 7500/750 | 7500/750 | 7500/750 | 7500/750 |
| Length-Bumper to Bumper | 24'6"/25' | 23'10"/24'4" | 24'6"/25' | 29'4" | 31'5" | 29'11" | 32'3" |
| Exterior Height with A/C | 11'3" | 11'3" | 11'3" | 11'4" | 11'3" | 11'3" | 11'3" |
| Exterior Width | 101" | 101" | 101" | 101" | 101" | 101" | 101" |
| Interior Width | 95.5" | 95.5" | 95.5" | 95.5" | 95.5" | 95.5" | 95.5" |
| Interior Height Front/Rear | 84"/77" | 84"/77" | 84"/77" | 84" | 84"/77" | 84"/77" | 84"/77" |
| Fresh/Grey/Black Water (Gal) | 44/39/39 | 35/32/27 | 44/39/39 | 44/33/32 | 44/39/39 | 44/39/39 | 44/39/39 |
| LP Capacity (Lbs.) | 41 | 41 | 41 | 41 | 41 | 41 | 41 |
| Awning Length | 15'6" | 14' | 15'6" | 12'6" | 15'6" | 18' | 11' |
| Water Heater (Gal) | 6 | 6 | 6 | 6 | 6 | 6 | 6 |
| Exterior Storage (Cu. Ft.) | 61 | 32 | 61 | 45.9 | 102 | 66 | 80 |


LE PREMIER PACKAGE

Every LE model includes this package.

- Back-up camera/side view cameras with rear view mirror monitor
- Fiberglass front cap
- In-dash premium sound system with Bluetooth
- Undermount 1.3 cu. ft. stainless steel convection microwave
- 10.7 Cu. ft. 12V refrigerator
- Winegard Air 360+ antenna with Gateway 4G WiFi prep
- Slideroom toppers
- 15,000 BTU ceiling ducted, ultra quiet roof air with heat pump




2550DSLE shown with Platinum decor.




2150SLE
(Available on Ford E350/Chevy 3500)



2250SLE
(Available on Ford E350/Chevy 3500)



2350LE
(Available on Ford E350/Chevy 3500)



2550DSLE
(Available on Ford E450)



2850SLE
(Available on Ford E450)



2950LE
(Available on Ford E450)



3250DSLE
(Available on Ford E450)



3010DS shown with Slate decor.

CLASSIC TOP FEATURES

- 7' Ceiling height
- Crowned, laminated fiberglass roof
- Trekker cap option with built-in entertainment center and storage IPO overhead bunk
- 2" Thick gel coat sidewalls with lightweight composite waterproof material
- EZ Ryde premium suspension system includes Bilstein shocks, Firestone Ride-Rite™ air springs and Hellwig sway bar
- Heated enclosed tanks
- Water filtration system
- Electric awning with LED lights
- Integrated entry step
- Valve extensions for rear tires
- 7,500 Lb. tow rating (Ford only)
- Two cab-over windows (Bunk area)
- Upgraded appliances with 1.3 cu. ft. convection microwave
- 10.7 Cu. Ft. 12V refrigerator
- 40" 12V LED TV (32" on 3010DS)
- Backup camera/side view cameras with 3-way monitor
- Slide out awning toppers
- Premium in-dash CarPlay/Android Play stereo
- Maxx Air multi-speed power fan with cover
- Solar prep
- Optional solar powered 12V charging system (Additional panels can be easily added)
- Optional 12V theater seating



Classic shown with seamless front cap for enhanced aerodynamics and two large overhead bunk windows for pass-through ventilation.



CLASSIC PREMIUM CAMPING PACKAGE

Every Classic model includes this package.

- EZ Ryde premium Suspension System (N/A Chevy)
- Undermount stainless steel 1.3 cu. ft. convection microwave
- 10.7 Cu. ft. 12V refrigerator
- Heated remote exterior mirrors
- Backup camera/side view cameras with 3-way monitor
- 12V bedroom TV
- In-dash Apple CarPlay/Android Play radio
- Winegard Air 360+ antenna with Gateway 4G WiFi capability
- Slide room toppers
- Ultra leather driver/passenger seating
- Fiberglass running boards
- LP Quick connect
- 15,000 BTU ceiling ducted, ultra quiet roof air with heat pump



2440DS the optional Trekker cap includes a storage-friendly entertainment center.



3010DS spacious rear bath with glass shower door and easy-access towel bars.

All Classic floorplans are available with the B+ Trekker cap option that eliminates the overhead bunk for improved performance.



3010DS bedroom with rich, residential style cabinetry and soft touch self-closing drawers.

EZRYDE SUSPENSION SYSTEM

Our upgraded suspension system enhances comfort and performance for a more enjoyable drive. The system includes: Bilstein® Shocks, Hellwig RV Sway Bars and Firestone Ride-Rite Air Springs Available on Classic models, built on Ford E-450. (N/A on Chevy)



Hellwig RV Sway Bar Advantages

- Increase driving stability at highway speeds and reduce the effects of crosswind
- Improve traction and cornering abilities for safer driving
- No more white knuckle driving
- Most effective handling upgrade available for RVs
- Lifetime warranty

Firestone Ride-Rite Advantages

- Adjustable air springs provide an improved ride, and a better way to balance loads



Bilstein® Shock Advantages

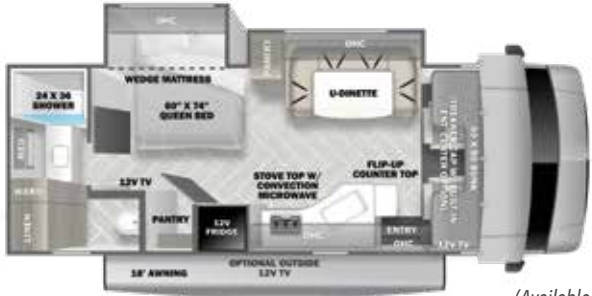
- Monotube gas pressure shock absorbers virtually eliminate excessive sway and bounce
- Tested and tuned for your specific motorhome, for a safe and enjoyable ride
- Improved handling and consistent performance
- 228% Larger piston creates greater sensitivity and tighter vehicle control
- Lifetime warranty

SUNSEEKER

BY FOREST RIVER

CLASSIC

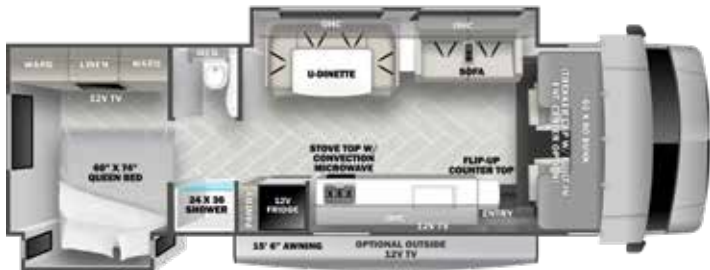
3010DS shown with Slate decor.



2440DS
(Available on Ford E450)



2500TS
(Available on Ford E450)



3010DS
(Available on Ford E450)



2860DS
(Available on Ford E450)



2860DS Shown with outside kitchen, including an electric induction cooktop.



3050S
(Available on Ford E450)

OPTION



12V POWER THEATER SEATING



Optional 12V power theater seating with adjustable foot rests. (Classic, MBS)

GVWR (Gross Vehicle Weight Rating) - is the maximum permissible weight of the unit when fully loaded. It includes all weights, inclusive of all fluids, occupants, cargo, optional equipment and accessories. For safety and product performance do NOT exceed the GVWR.

GCWR (Gross Combined Weight Rating) - is the maximum permissible loaded weight of your motor home and any towed trailer or towed vehicle. Actual GCWR of this vehicle may be limited by the sum of the GVWR and the installed hitch receiver maximum capacity rating; see hitch rating label for detail.

GAWR (Gross Axle Weight Rating) - is the maximum permissible weight, including cargo, fluids, optional equipment and accessories that can be safely supported by each axle.

UVW (Unloaded Vehicle Weight)* - is the typical weight of the unit as manufactured at the factory. It includes all weight at the unit's axle(s), including full fuel, all fluids and LP Gas. The UVW does not include cargo, fresh potable water, additional optional equipment or dealer installed accessories.

*Estimated Average based on standard build optional equipment.

CCC (Cargo Carrying Capacity)** - is the amount of weight available for fresh potable water, cargo, passengers, additional optional equipment and accessories. CCC is equal to GVWR minus UVW.

Available CCC should accommodate fresh potable water (8.3 lbs per gallon). Before filling the fresh water tank, empty the black and gray tanks to provide for more cargo capacity.

**Estimated average based on standard build optional equipment.

Each Forest River RV is weighed at the manufacturing facility prior to shipping. A label identifying the unloaded vehicle weight of the actual unit and the cargo carrying capacity is applied to every Forest River RV prior to leaving our facilities. The load capacity of your unit is designated by weight, not by volume, so you cannot necessarily use all available space when loading your unit. Actual towing capacity is dependent upon your particular loading and towing circumstances, which includes the GVWR, GAWR and GCWR as well as adequate trailer brakes. Please refer to the Operator's Manual of your vehicle for further towing information.

PAINT OPTIONS

STANDARD Exterior graphics



CARBON Full body paint




CANYON RED Full body paint




| FORD CLASSIC | 2440DS | 2500TS | 2860DS | 3010DS | 3050S |
|-------------------------------|----------|----------|----------|----------|----------|
| Wheelbase | 182" | 182" | 202" | 220" | 220" |
| GVWR | 14500 | 14500 | 14500 | 14500 | 14500 |
| GAWRR | 9600 | 9600 | 9600 | 9600 | 9600 |
| GAWRF | 5000 | 5000 | 5000 | 5000 | 5000 |
| UVW | 11690 | 11873 | 12500 | 12780 | 12910 |
| GCWR | 22000 | 22000 | 22000 | 22000 | 22000 |
| CCC | 2810 | 2627 | 2000 | 1720 | 1590 |
| Fuel Capacity (Gal.) | 55 | 55 | 55 | 55 | 55 |
| Hitch Rating/Tongue Weight | 7500/750 | 7500/750 | 7500/750 | 7500/750 | 7500/750 |
| Length - Bumper To Bumper | 27'-1" | 27'-1" | 30'-9" | 32'-3" | 31'-11" |
| Exterior Height With A/C | 11'-3" | 11'-3" | 11'-3" | 11'-3" | 11'-3" |
| Exterior Width | 101" | 101" | 101" | 101" | 101" |
| Interior Width | 95.5" | 95.5" | 95.5" | 95.5" | 95.5" |
| Interior Height Front/Rear | 84"/77" | 84"/77" | 84"/77" | 84"/77" | 84"/77" |
| Fresh/Grey/Black Water (Gal.) | 44/39/39 | 44/39/39 | 44/39/39 | 44/39/39 | 44/39/39 |
| L.P. Capacity (Lbs.) | 41 | 41 | 41 | 41 | 41 |
| Awning Length | 18' | 18' | 16' | 15' - 6" | 18' |
| Water Heater (Gal.) | 6 | 6 | 6 | 6 | 6 |
| Exterior Storage (Cu. Ft.) | 50 | 50 | 62.5 | 101.7 | 81.8 |

DECOR

PLATINUM



SLATE



CABINERY



Check us out at: www.forestriverinc.com/sunseeker

ALL NEW FROM FORD



- Ford 7.3L V8 premium engine
- 6-Speed Ford TorqShift® automatic transmission
- 325 HP with 468 lb.-ft. of torque



Large panoramic windows with black-out shades for plenty of fresh air and natural light.



LED lights generate almost no heat compared to incandescent lights and use substantially less power.



Sunseeker is appointed with rich residential style cabinetry with soft touch self-closing drawers.

ENHANCE YOUR COOL

OPTIONAL DUAL AIR CONDITIONING SYSTEM INCLUDES TWO HIGH EFFICIENCY 13.5 BTU A/Cs WITH HEAT PUMP

- Power shedding system allows smooth operation on a 30 AMP service



12V 4-Port USB charging station (Living room/bedroom, N/A LE)



Winterizing tube provides easy access for quick maintenance includes bypass valve. (N/A 2250SLE, 2550DSLE)



Winegard Air 360+ amplified omni antenna with Gateway 4G WiFi capability can be used while in motion or parked.

OPTIONAL ROOF-MOUNT SOLAR CHARGING SYSTEM UPGRADE AVAILABLE



POWERFUL SOLAR CHARGING KIT

- Freedom to explore off-grid locations
- High-efficiency monocrystalline solar panel
- Easily expandable
- Includes additional 12V house battery
- Dual charger (charges both house and chassis batteries)

DIGITAL SOLAR CONTROLLER

- Produces more charging power
- Displays solar charge and battery capacity

WHY ADD SOLAR?



SAVINGS

Extends battery life by 50%



ZERO FUEL

No generator required to run



QUIET

Alternative to generators



RENEWABLE

and safe power source



Cordless charging plate



Sunseeker is equipped with a residential mattress for a good night's sleep.



10.7 Cu.Ft. 12V Refrigerator



Outside speakers

This compact unit filters water for the entire coach, eliminating unwanted contaminants and odors, ensuring safe drinking water for you and your family. (N/A LE)



7,500 Lb. Tow capacity (Ford E450)



Two batteries in a single housing for easy access. (One battery in LE and Transit)



High pressure, oxygen infused shower head conserves water, energy and tank life.



Optional 12V power theater seating with adjustable foot rests (Classic, MBS).



Durable, easy to clean (R-18) crowned fiberglass roof sheds water and doesn't cause black streaks like a rubber roof.



Heated/enclosed holding tanks use warm air from the furnace to protect tanks and valves. (N/A 2250SLE, 2550DSLE, MBS and Transit)



15,000 BTU ceiling ducted, ultra quiet roof air conditioner with heat pump



Sunseeker's entry step is integrated into the sidewall. No more slippery, or damaged power steps. (N/A MBS)



Comfortable sofa with a drink tray converts to a convenient sleeping area.



Extend and retract the power awning with LED lights at just the push of a button. Both arms are adjustable to get just the right angle.



Built-in step well lock box adds security. (N/A Transit)



The 9" touch screen in-dash stereo system pairs up with your smart phone for access to Apple CarPlay/Android Play GPS and other applications. (N/A on LE, MBS and Transit)



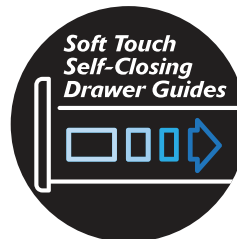
Optional exterior entertainment center (NA LE and Transit)



Maxx Air multi-speed power fan recirculates air throughout the entire coach.



This holding tank vent cap eliminates odors and gases from the holding tanks and exhausts them out the roof, without the use of costly chemicals.



Progressive Dynamics patented 4-stage Charge Wizard® converter system has been shown to increase battery life by 2 to 3 times or more. It constantly monitors battery usage and voltage, then selects one of four operating modes to properly charge and maintain the battery. Boost, Normal, Storage and Equalization.

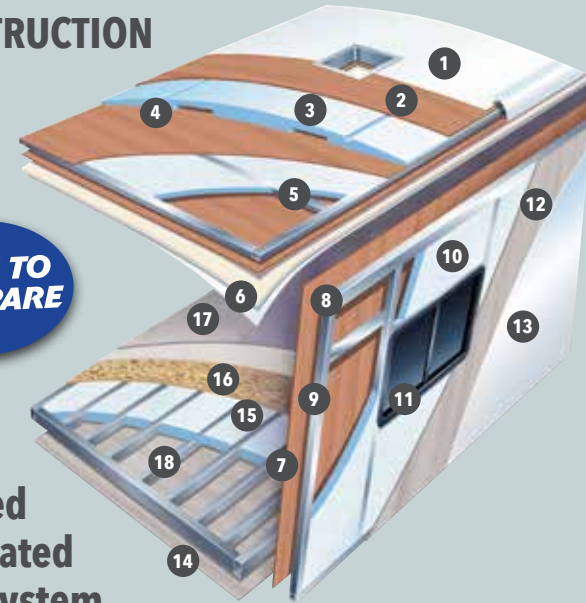


INTERACTIVE MOBILE MANUALS

Download our mobile app or visit our dynamic online manual to enhance your ownership experience. These interactive options provide incredible ease and insight into use, maintenance and enjoyment of your Sunseeker product. Ranging from "How-To" videos, pictures and illustrations of various components, systems and features, to fully searchable content and downloadable PDFs for individual component owner's manuals, answers are always just a click away. View the online manual at www.forestriverinc.com/ownersmanuals, or download our FREE app from the App Store or GooglePlay!



CONSTRUCTION



Multi-Layered Laminated Roof System

- | | |
|----------------------------|------------------------------|
| 1. Crowned Fiberglass Roof | 4. A/C Ducts |
| 2. Luan Decking | 5. Tubular Aluminum Framing |
| 3. Block Foam Insulation | 6. Interior Ceiling Material |

Vacuum-Bond Laminated Sidewalls

- | |
|---|
| 7. Decorative Interior Wall Board |
| 8. Tubular Aluminum Framing |
| 9. EGS Metal Backers |
| 10. Block Foam Insulation |
| 11. Opening Framed In Aluminum |
| 12. Lightweight Composite Waterproof Material |
| 13. Gelcoat Fiberglass Exterior |

Vacuum-Bond Laminated Floor System

- | | |
|-----------------------------|--|
| 14. Fiberglass Bottom Board | 17. Resilient Cold-crack Resistant Floors Throughout |
| 15. Block Foam Insulation | 18. Aluminum Framing |
| 16. Seamless Floor Decking | |



Strong, SuperLite Walls

All Sunseeker models use SuperLite composite instead of a wood substrate on the sidewalls. It is lightweight, formaldehyde free and is not affected by moisture.



SUNSEEKER
2" Wall with Block Foam and SuperLite (R-10)
(Ford & Chevy only)



Mercedes-Benz

MERCEDES-BENZ® SERIES

The quality you've come to expect, paired with a fuel efficient diesel platform.

MBS TOP FEATURES

- Trekker cap option with built-in entertainment center and storage IPO overhead bunk
- Swivel driver and passenger seats
- 10.7 Cu. ft. 12V refrigerator
- Upgraded appliances with 1.3 cu. ft. convection microwave
- Adjustable, electric awning with LED light strip
- Crowned, laminated fiberglass roof
- Crowned, laminated fiberglass roof
- Backup camera/side view cameras with 3-way monitor
- Water filtration system
- TruTank accurate tank level monitoring system
- Programmable automatic generator start
- Gel coat sidewalls with "Superlight" composite
- Standard rear stabilizer jacks
- Slide out awning toppers
- Optional 3.2KW generator
- Optional solar powered 12V charging system
- Optional 4-Point hydraulic auto-leveling system



2400T shown with standard power heated leather swivel seats and booster cushions.



2400T Murphy bed shown here with Platinum decor.

MERCEDES DIESEL

Mercedes Diesel Technology on all MBS floorplans.



MBS PREMIUM CAMPING PACKAGE

Every MBS model includes this package.

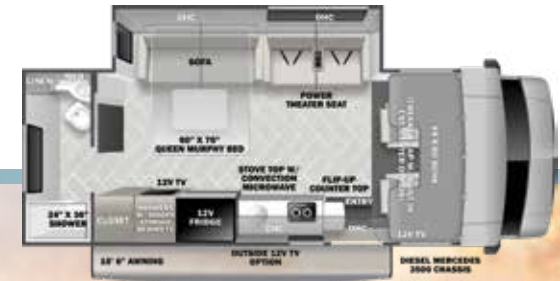
- Undermount 1.3 cu. ft. stainless steel convection microwave
- 10.7 Cu. ft. 12V refrigerator
- Backup camera/side view cameras with 3-way monitor
- Winegard Air 360+ antenna with Gateway 4G WiFi capability
- 12V bedroom TV
- Slide room toppers
- Rear stabilizer jacks
- Leather driver/passenger swivel seating with boosters
- Solid surface kitchen countertops
- Fiberglass running boards
- LP Quick connect
- 15,000 BTU ceiling ducted, ultra quiet roof air with heat pump

| SUNSEEKER MBS | 2400B | 2400T |
|------------------------------|----------|----------|
| Wheelbase | 170.3" | 170.3" |
| GVWR | 11030 | 11030 |
| GAWRR | 7720 | 7720 |
| GAWRF | 4080 | 4080 |
| UVW | 9951 | 10101 |
| GCWR | 15250 | 15250 |
| CCC | 1079 | 929 |
| Fuel Capacity (Gal) | 26.4 | 26.4 |
| Hitch Rating/Tongue Weight | 4200/420 | 4200/420 |
| Length - Bumper To Bumper | 25'-5" | 25'-5" |
| Exterior Height With A/C | 11'-3" | 11'-3" |
| Exterior Width | 94.5" | 94.5" |
| Interior Width | 91" | 91" |
| Interior Height Front/Rear | 81" | 81" |
| Fresh/Grey/Black Water (Gal) | 35/32/32 | 35/32/32 |
| L.P. Capacity (Lbs.) | 56 | 56 |
| Awning Length | 15'-6" | 15'-6" |
| Water Heater (Gal) | 6 | 6 |
| Exterior Storage (Cu. Ft.) | 42.3 | 28.7 |



2400B

(Available on Sprinter 3500)



2400T

(Available on Sprinter 3500)

Both MBS and Transit models are available with standard graphics and a choice of two full body paint schemes.



METALLIC Full body paint - MBS

Shown with the Optional B+ Trekker Cap, available on all MBS Floorplans



GRAPHITE Full body paint - MBS

Shown with the standard cabover bunk



Shown in Black Diamond Walnut, available in Vermont Oak.



TRANSIT SERIES

The ultra-light Sunseeker TS is engineered for fuel efficiency with eco-friendly building materials

- Engineered for fuel efficiency
- Ford EcoBoost 3.5L V6 EcoBoost gas engine with Ford port fuel/direct injection (PFDI)
- 275 HP with 262 lb.-ft. of torque
- 10 Speed automatic transmission



Shown in Black Diamond Walnut, available in Vermont Oak.



TS2370

(Ford EcoBoost 3.5L gas engine)



TS2380

(Ford EcoBoost 3.5L gas engine)



TRANSIT TOP FEATURES

- Ultra-light, eco-friendly building materials
- Frameless windows
- Class-leading, pass-through storage
- Residential style cabinetry
- 12V LED TV
- 5.3 Cu. ft. Eurostyle refrigerator operates on 12V/110/LP
- Undermount .9 cu. ft. convection microwave
- 8" Touch screen Ford Sync radio
- All enclosed bathrooms with privacy door (No wet baths)
- Passenger swivel seat
- Back-up and side view cameras
- Power awning with LED light strip
- Exterior speakers
- Interior surround sound entertainment system
- Truma Combi electric heat and high efficiency water heater
- TS2370 includes power twin beds that convert into a queen size bed
- Optional all wheel drive



STANDARD Exterior graphics - Transit

SLATE DECOR

| SUNSEEKER TS | TS2370 | TS2380 |
|------------------------------|----------|----------|
| Wheelbase | 178 | 178 |
| GVWR | 10360 | 10360 |
| GAWRR | 7275 | 7275 |
| GAWRF | 4130 | 4130 |
| UVW | 8714 | 8145 |
| GCWR | 13500 | 13500 |
| CCC | 1646 | 2215 |
| Fuel Capacity (Gal) | 25 | 25 |
| Length - Bumper To Bumper | 26'-1" | 25'-6" |
| Exterior Height With A/C | 10'-5" | 10'-5" |
| Exterior Width | 87" | 87" |
| Interior Width | 84" | 84" |
| Interior Height Front/Rear | 78" | 78" |
| Fresh/Grey/Black Water (Gal) | 35/30/28 | 35/30/30 |
| L.P. Capacity (Lbs.) | 41 | 41 |
| Awning Length | 15' | 15' |
| Water Heater (Gal) | 2.5 | 2.5 |
| Exterior Storage (Cu. Ft.) | 30.5 | 29 |

STANDARD FEATURES & OPTIONS

| WARRANTY | LE | CL | MBS | TS |
|---|----|----|-----|----|
| 12 Months/12,000 mile basic limited warranty | S | S | S | S |
| Chassis warranty (see owners manual) | | | | |
| SYSTEMS | LE | CL | MBS | TS |
| Battery disconnect | S | S | S | S |
| Water heater bypass | S | S | S | S |
| (2) Deep cycle coach batteries | 0 | S | S | - |
| (1) Deep cycle coach battery | S | - | - | S |
| LED lighting | S | S | S | S |
| Easy Access battery in step-well | S | S | S | S |
| Built-in step well lock box adds security | S | S | S | - |
| 30 Amp service with power cord | S | S | S | S |
| 60 Amp Progressive Dynamics converter | S | S | S | S |
| 6 Gallon DSI gas/electric water heater | S | S | S | - |
| 30,000 BTU furnace | S | S | S | - |
| Truma Combi water heater/furnace | - | - | - | S |
| Emergency start switch | S | S | - | S |
| Satellite/cable connection | S | S | S | S |
| 13,500 BTU ceiling ducted high efficiency roof air | - | - | - | S |
| 15,000 BTU ceiling ducted, ultra quiet roof air with heat pump (N/A w/dual AC option) | S | S | S | - |
| 4.0 KW Gas generator (Ford only) | S | S | - | - |
| 3.6 KW LP generator (Mercedes only) | - | - | S | - |
| 2.8 KW Gas generator (Only available on gasoline model) | - | - | - | S |
| EZ Ryde upgraded suspension system (Ford only) | - | S | - | - |
| Water filtration system | - | S | S | S |
| Heated, enclosed holding tanks and valves (N/A 2250SLE, 2550DSLE) | S | S | - | - |
| Arctic Package (12V tank heaters) | 0 | 0 | S | 0 |
| Optional dual A/C with heat pump with power shedding system (Most models) | - | 0 | - | - |
| CO, LP and smoke detector | S | S | S | S |
| Winegard Air 360+ digital antenna | S | S | S | S |
| Gateway 4G WiFi capability | - | S | S | S |
| Side-mounted solar prep connection (N/A with roof-mounted solar) | S | S | S | S |
| 190 Watt roof-mounted solar powered 12V charging system (IPO side-mounted charger prep) | 0 | 0 | 0 | 0 |
| EXTERIOR | LE | CL | MBS | TS |
| 2" Aluminum framed laminated sidewalls | S | S | - | - |
| 1.5" Aluminum framed laminated sidewalls | - | - | S | S |
| Superlite composite substrate | S | S | S | S |
| Gel Coat exterior fiberglass | S | S | S | S |
| Block foam insulation | S | S | S | S |
| Power patio awning with LED light strip | S | S | S | S |
| Slide-out awnings | S | S | S | S |
| Fiberglass roof | S | S | S | S |
| One-piece fiberglass front cap | S | S | S | S |
| Roto-cast storage compartments | S | S | S | S |
| Driver side security light | - | S | S | - |
| Fiberglass running boards | - | S | S | S |
| Aluminum running boards | 0 | - | - | - |
| Tinted sliding windows | S | S | - | - |

O: OPTION • S: STANDARD • -: NOTAPPLICABLE

| EXTERIOR | LE | CL | MBS | TS |
|--|----|----|-----|----|
| Tinted frameless windows | - | - | S | S |
| Heated, remote exterior mirrors | - | S | S | - |
| 7,500 Lbs. hitch, 7-pin connector (E450) | S | S | - | - |
| 5,000 Lbs. hitch, 7-pin connector (Chevy/E350) | S | S | - | - |
| 4,200 Lbs. hitch, 7-pin connector | - | - | S | - |
| Spare tire | - | S | - | S |
| Integrated entry step | S | S | - | S |
| Power entry step | - | - | S | - |
| Automatic leveling system (4-point) (N/A on Chevy) | 0 | 0 | 0 | - |
| Stabilizer jacks (2-point) | - | - | S | - |
| LP quick connect | - | S | S | S |
| Full body paint | - | 0 | 0 | 0 |
| Outside shower | - | S | S | S |
| Outside 12V LED TV (See floorplans) | - | 0 | 0 | - |
| Black tank flush | S | S | S | S |
| CAB AREA | LE | CL | MBS | TS |
| 9" Touch screen CarPlay/Android radio with USB and Bluetooth (MBS - 10") | - | S | S | S |
| Power windows and door locks | S | S | S | S |
| Keyless entry (N/A Chevy) | S | S | S | S |
| Backup camera/side view cameras with 3-way monitor | S | S | S | S |
| Swivel driver seat (Ford only) | - | 0 | - | S |
| Swivel passenger seat (Ford only) | - | 0 | - | S |
| Ultra leather driver and passenger seats (N/A Chevy) | - | S | - | - |
| Power heated leather swivel driver and passenger seats | - | - | S | - |
| KITCHEN | LE | CL | MBS | TS |
| Recessed 3-burner range with flush glass cover | S | S | - | - |
| Recessed 2-burner range with flush glass cover | - | - | S | S |
| 1.3 Cu. ft. convection microwave (Transit - .9 cu. ft.) | S | S | S | S |
| 10.7 Cu. ft. 12V refrigerator | S | S | S | - |
| 5.3 Cu. ft. lightweight LP/Electric 110V refrigerator | - | - | - | S |
| Soft touch self-closing drawer guides | S | S | S | S |
| Cordless 12V charging plate | S | S | S | - |
| BATHROOM | LE | CL | MBS | TS |
| Electric roof fan | S | S | S | S |
| Oxygen-infused shower head with flexible extension | S | S | S | S |
| Motion sensor light | - | S | S | S |
| Shower skylight | S | S | S | S |
| BEDROOM | LE | CL | MBS | TS |
| Black-out roller shades | S | S | S | S |
| 12V Bedroom TV | - | S | S | S |
| LIVING ROOM | LE | CL | MBS | TS |
| Convertible dinette for additional sleeping capacity | S | S | S | - |
| Theater seats (Standard on 2400T MBS) | - | 0 | 0 | - |
| Black out roller shades | S | S | S | S |
| 12V LED flat panel adjustable side TV | S | S | S | S |
| Child seat head tethers in dinette | S | S | S | - |
| Maxx Air multi-speed power fan with cover | S | S | S | S |
| 12V USB charging station | - | S | S | S |



PRE-DELIVERY INSPECTION FACILITY

20,000 square feet of quality assurance. The bare essentials for a premium product. This state-of-the-art facility gives immediate daily feedback to production for quality assurance in every unit built.



24/7 EMERGENCY ROADSIDE ASSISTANCE WITH VEHICLE PURCHASE*

TOWING
JUMP-STARTS
TIRE CHANGES
FLUID DELIVERY
LOCKOUT
SERVICE

WINCH-OUT
MOBILE MECHANIC
TECHNICAL
SUPPORT
DEALER LOCATOR
SERVICES



*VALID FOR 1 YEAR FROM DATE OF PURCHASE



Learn More
Scan this barcode using a QR Reader on your smart phone to learn more about Forest River.



A Berkshire Hathaway company.

All information contained in this brochure is believed to be accurate at the time of publication. However, during the model year, it may be necessary to make revisions and Forest River, Inc., reserves the right to make all such changes without notice, including prices, colors, materials, equipment and specifications as well as the addition of new models and the discontinuance of models shown in this brochure. Therefore, please consult with your Forest River dealer and confirm the existence of any materials, design or specifications that are material to your purchase decision.

©2022 Sunseeker - a Division of Forest River, Inc. - a Berkshire Hathaway Company 12/22

CUSTOMER SATISFACTION

www.ForestRiverBuyLocal.com

Find us on Facebook

FREE MEMBERSHIP
to Forest River Owners' Group
www.forestriverfrog.com



Visit: www.forestriverinc.com/sunseeker
914 CR 1 • Elkhart, IN 46514 • 574.262.2212 • 800.445.2825

Your Local Sunseeker Dealer



LaMesaRV.com
800-496-8778