



ASCENT TS | PLATEAU TS | PLATEAU FL
Mercedes-Benz Sprinter Chassis

Pleasure-Way | **2024**



MESSAGE FROM PW

Pleasure-Way Industries Ltd. is pleased to be celebrating its 38th year as a leader in the RV manufacturing industry. A family-owned and-operated business since its inception in 1986, Pleasure-Way is committed to building the highest-quality luxury motorhomes.

Pleasure-Way's unwavering commitment to quality, safety, and customer satisfaction is evident in the fact that we do not mass produce our motorhomes on assembly lines; rather each motorhome is hand-crafted and custom-fitted to exacting standards and rigorous quality inspections. Due to our meticulous, labor-intensive construction process, we are proud to have one of the lowest warranty claim rates in the entire RV industry. In fact, we are so confident in the quality of our motorhomes that we back each new Pleasure-Way with our Five Year Freedom Coach Warranty - one of the best and longest warranties in the industry.

We would never be where we are today without our team of dedicated and skilled employees, or without the enthusiastic support from our owners. We are deeply grateful for everyone that has been involved with Pleasure-Way over the past 38 years and we look forward to continuing to deliver a first-class RV experience.

CONTENTS

Models	2	Build Your Own	14
10-inch Touchscreen	3	The Pleasure-Way Life	15
Standard Features	4	MB Sprinter Chassis	16
Ascent TS	7	Specifications	17
Plateau TS	9	Warranty	19
Plateau FL	11	Personal Assistant	19
Optional Features	13		



This distinguished recognition reinforces our core company values of hard work, superior quality, and top-notch customer service.



**MERCEDES-BENZ
EXPERTUPFITTER**

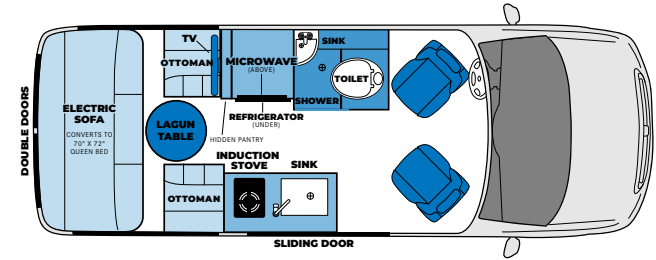
Pleasure-Way Industries Ltd. is recognized as an eXpertUpfitter by Mercedes-Benz.

MERCEDES-BENZ SPRINTER MODELS

ASCENT TS



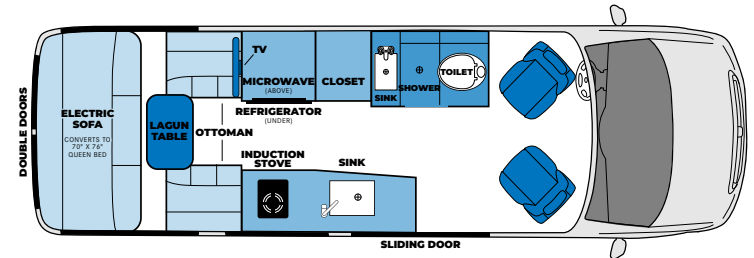
Fuel Type:	Diesel
Standard Engine:	4-Cylinder OM 654
Length: (bumper to bumper)	19' 5" / 592 cm
Overall Height:	9' 8" / 295 cm
Width:	7' 1" / 216 cm
LP Tank Capacity:	8.16 US Gal / 31 L
Fresh Water Tank Capacity:	20 US Gal / 75 L
Gray Water Tank Capacity:	15 US Gal / 57 L
Black Water Tank Capacity:	12 US Gal / 45 L
Towing Capacity:	4,880 lbs / 2,214 kg



PLATEAU TS



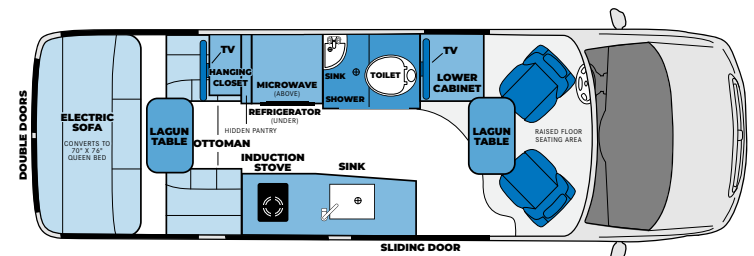
Fuel Type:	Diesel
Standard Engine:	4-Cylinder OM 654
Length: (bumper to bumper)	22' 9" / 693 cm
Overall Height:	9' 10" / 300 cm
Width:	7' 1" / 216 cm
LP Tank Capacity:	8.16 US Gal / 31 L
Fresh Water Tank Capacity:	24 US Gal / 91 L
Gray Water Tank Capacity:	35 US Gal / 132 L
Black Water Tank Capacity:	12 US Gal / 45 L
Towing Capacity:	4,220 lbs / 1,914 kg



PLATEAU FL



Fuel Type:	Diesel
Standard Engine:	4-Cylinder OM 654
Length: (bumper to bumper)	22' 9" / 693 cm
Overall Height:	9' 10" / 300 cm
Width:	7' 1" / 216 cm
LP Tank Capacity:	8.16 US Gal / 31 L
Fresh Water Tank Capacity:	24 US Gal / 91 L
Gray Water Tank Capacity:	35 US Gal / 132 L
Black Water Tank Capacity:	10 US Gal / 38 L
Towing Capacity:	4,220 lbs / 1,914 kg



UPGRADED 10-INCH TOUCHSCREEN CONTROL PANEL

For the 2024 model year the 10-inch displays received a resolution enhancement that allows for better viewing in direct sunlight and wider viewing angles. Further, the newly designed interface makes the user experience simpler and friendlier. The touchscreen contains in-depth monitoring for personalized control and real-time diagnostics of many vital coach functions, such as: battery state-of-charge, GoPower!® solar integration, AC, furnace and water heater integration, automatic climate control, and AC/DC power source display.

CLIMATE CONTROL

Climate control is effortless with a responsive temperature dial that manages the Truma VarioHeat furnace, air conditioner, and Fan-Tastic vent, all in one place. Use the mode buttons to select the desired item that you want to operate. You can select A/C, A/C Night Mode, furnace, vent, and adjust your fan speeds.

BATTERY MONITORING

The home screen quickly references the current DC power consumption via the coach battery state-of-charge percentage indicator and the real-time 12-volt net loss/gain amperage meter.

ESTIMATION GAUGE

While the coach batteries are charging, the touchscreen will display the estimated time remaining until a full charge is achieved. This immensely helpful feature allows you to accurately gauge how long the current method of charging will take until you are ready to operate again at full battery capacity. Additionally, the touchscreen will display

the estimated time remaining (displayed down to the minute) at your current DC power usage before the batteries are fully depleted. This feature allows you to monitor how many hours your coach batteries will run for at the current DC draw.

AC POWER USAGE

The power screen of the control panel features all AC power usage, including generator start/stop and AGS. You can view what AC power source you are currently drawing from with clear-cut, uncomplicated visuals. The Xantrex 3000-Watt inverter controls have also been integrated into the touchscreen, simplifying the electrical system even further.

AUTOMATIC GENERATOR START (AGS)

AGS is an innovative feature that allows you to set start and stop parameters for generator control when not plugged into shore power. When the batteries are low on voltage, the generator will automatically run to charge the batteries at your pre-defined

voltage and then shut off. If the temperature exceeds your AC thermostat setting, the generator will automatically run the AC until the desired temperature has been reached. This is a great feature if you are traveling with pets.

GO POWER!® SOLAR

Monitoring your solar panel charge volts and amps is now neatly included on the touchscreen. In the settings section of the solar charger module, you can view the overall history of your solar panel amperage draw. This will give you an accurate picture of the average amount of amps the solar panels add to the coach batteries. We also have moved away from the traditional PWM charger and upgraded to the super-efficient MPPT charger. The MPPT charger provides 15-30% more efficiency when transferring solar energy from the panels to the battery bank.





STANDARD FEATURES

Here at Pleasure-Way, we are committed to producing first-class motorhomes with exceptional features. To achieve this, we only select high-performing suppliers that deliver the best possible products and superior services. Our commitment to quality is further supported by including these high-end features as standard, rather than offering a complicated list of optional and expensive add-ons. Below, you will find a compelling list of innovative, reliable, and sophisticated standard features, all designed to give you the utmost confidence in your Pleasure-Way motorhome. With the upgraded air conditioner, lithium batteries, and inverter, revel in flexibility as you run the air conditioner off battery power. Effortlessly recharge your coach batteries via generator, engine alternator, solar panels, or shore power for uninterrupted comfort and convenience.



NEW FOR 2024

TRUMA AVENTA ECO AIR CONDITIONER

This 13,500 BTU rooftop air conditioner offers enhanced quietness and efficiency, featuring auto cooling and night mode. Now can be powered by coach batteries.



NEW FOR 2024

ECO-ION 600Ah LITHIUM BATTERIES

The high-performing, fast-charging and maintenance-free coach batteries offer superior power storage for hassle-free use of your favorite devices..



NEW FOR 2024

XANTREX™ 3000 WATT INVERTER/CHARGER

Provides power to the TV, microwave, induction stove, and most 120 VAC receptacles when you're not plugged into shore power or running the generator.



ONAN® QG 2500i 2.5 KW GENERATOR

Offering greatly reduced noise and vibration levels, improved fuel efficiency, and better performance, this propane generator is a reliable, and remarkably quiet power source.



12V COMPRESSOR FRIDGE

The fridge runs efficiently on battery power, and thanks to the powerful compressor motor, cools more consistently regardless of outside ambient temperatures.

(Plateau FL & Ascent models only)



TRUMA AQUAGO® COMFORT PLUS WATER HEATER

The 60k BTU stepless burner, recirculating water line, and mixing vessel deliver hot water on demand, at even temperatures, eliminating temperature spikes.



LED LIGHTING

LED lights are energy efficient, dimmable, provide a clean and stylish appearance, and do not produce heat like regular incandescent or halogen lights.



PULL-OUT PANTRY

This versatile storage space will neatly fit your essential cooking items, keeping them easily within reach, and nicely slides closed when not needed.

(Plateau FL & Ascent models only)



INDUCTION STOVE

Enjoy hassle-free cooking with this energy-efficient stove. Compared to gas, induction produces less heat, boils water faster, and can be powered off the coach batteries.



TRUMA VARIOHEAT FURNACE

Three automatic output levels, intelligent fan control, near-silent operation, high air flow, and three stage burner system combine to heat your coach quickly and efficiently.



STAINLESS STEEL GALLEY SINK

The large, 13" x 17" x 6 3/4" galley sink is complemented by a high-arc faucet with pull-out sprayer. This combination makes filling large pots and clean-up much easier.



LAGUN TABLE MOUNT SYSTEM

A cantilevered support arm offers adjustable height, eliminates the typical center post, and swivels 360° at both the table top and support arm.



3M™ THINSULATE™ INSULATION

Insulation with both thermal and acoustic qualities for a quieter interior environment along with a superior weather seal for all weather conditions.



MEMORY FOAM SOFA CUSHIONS

Assembled with a medium density foam base, 3" of memory foam on top, and finished with a layer of Dacron, resulting in a cooler bed with a smooth, seamless finish.



CORIAN® SOLID SURFACES

This impact resistant material is non-porous, stain-resistant, and easy-to-clean. Rest assured, Corian® keeps its good looks and easily survives daily wear and tear.



FRONT CAB PRIVACY SHADES

Fully form fitting to your windshield and cab doors, these shades provide privacy and protect your dash from UV damage while helping to keep the coach interior cooler.



LAMINATE INTERIOR

Laminate is scratch-resistant, highly durable, and easy to maintain, resulting in a long-lasting solid plywood interior. Radius laminate cabinetry is standard in all models.



ULTRALEATHER® FABRIC

Innovative strengthening technology makes this luxurious fabric exceptionally durable and stain-resistant. It's also pet friendly, scratch-resistant, and easy-to-clean.



MCD ROLLER SHADES

Designed for solar protection and made of 100% light blocking material, MCD roller shades cover the windows for complete blackout privacy within the coach.



INFLATABLE AIR BED

The inventive, one-piece air bed neatly sits overtop the two front seats and provides a cozy, 61" x 27" bed. Enjoy the ability to sleep an extra passenger on your next trip.





ASCENT TS

MERCEDES-BENZ SPRINTER 2500

The Ascent TS is a prime example of form following function as it strategically incorporates all our intuitive design and technology inside the most compact Sprinter model we build. The ingenious floorplan provides a generous living area, separate private bathroom, well-equipped galley with new pull-out pantry, and the most comfortable sofa bed found in a Class B motorhome.

Whether it's rush hour traffic, a short haul to the grocery store, or an open road, the Ascent's short length makes any trip effortless. Enjoy the versatility to use this motorhome as a second vehicle, or feel confident on any camping adventure. The Ascent TS is the total package.



LAGUN TABLE

Enjoy complete freedom in your dining space with this unique table system that is height adjustable, and swivels 360° at both the tabletop and support arm.



PULL-OUT PANTRY

This versatile storage space will neatly fit your essential cooking items, keeping them easily within reach, and nicely slides closed when not needed.



RADIUS CABINETRY

Featured here in White Smoke, laminate radius cabinet doors offer a contemporary look, while providing a long-lasting, highly durable interior.



POWER SOFA

Convenience is built into the power sofa/bed configuration. The memory foam sofa will convert into twin singles or a 70" x 72" queen bed.



PLATEAU TS

MERCEDES-BENZ SPRINTER 3500

The sophisticated design of the Plateau TS reveals a large bathroom, eight cubic foot double-door fridge, full-sized wardrobe, and an expansive bank of galley cabinets, all while leaving the passenger side windows clear and unobstructed. The combination of a large side entrance, roll-up screen and six foot Corian® countertop allows for a preparation and serving area that permits you to enjoy the great outdoors.

European-styled radius cabinetry, rich Ultraleather® upholstery and modern 10-inch touchscreen control panels complete the luxurious interior and make the Plateau TS an impeccably styled Class B motorhome.



FULLY EQUIPPED GALLEY

Corian® countertop and sink cover, 13" x 7" stainless steel sink, induction stove, double-door refrigerator/freezer, microwave, and generous storage options.



FULL-SIZED WARDROBE

The enormous 50" x 22" x 20" wardrobe is designed to keep you organized, offering exceptional storage for all hanging clothes and must-have travel essentials.



QUEEN BED

Making the 70" x 76" queen bed is effortless with the convertible power sofa and support boards. Stretch out and relax on this luxurious memory foam bed.



PRIVATE WET BATH

Fully equipped with a medicine cabinet, Corian® countertop, stainless steel sink, under sink storage, china bowl toilet, handheld showerhead, and lined with waterproof laminate.



PLATEAU FL

MERCEDES-BENZ SPRINTER 3500

Versatility and flexibility are yours when you choose the Plateau FL. This model optimizes its space by combining the benefits of a front lounge area with the ease and practicality of the rear power sofa. The front lounge utilizes the two captain's chairs that swivel to form a second dining and work area, complete with a Corian® topped workstation, 24" Smart LED TV, storage cabinets, and second Lagun table location.

This resourceful arrangement allows you to leave your bed made all day (and night) long. The Plateau FL is a multitasker loaded with high-performing standard features designed to get you on your way and its exceptionally functional layout will adapt to any lifestyle.



FRONT LOUNGE WORKSTATION

Includes a 24" LG Smart LED TV, 120V power outlet, USB charging ports, Corian® countertop, privacy shade, soft-close drawer, and two storage cabinets.



XANTREX™ 3000 WATT INVERTER/CHARGER

Allows you to power all the 120V outlets with the Eco-Ion lithium coach batteries when you are camping off-grid.



TWO DINING LOCATIONS

The Plateau FL features two mounting positions for the innovative Lagun table allowing you to alternate between living areas.



INTERIOR STORAGE

Everything is easily within reach with the generously sized bank of upper cabinets, pull-out pantry, and exceptional storage options below the countertop.

OPTIONAL FEATURES



REAR DOOR ROLL-UP SCREEN

If you're the type who loves fresh air and a cool breeze, you'll love our screen door options. The heavy-duty nylon canvas screen precisely fits the rear opening and features a super-fine mesh, keeping insects out and only letting fresh air in. The screen door also features a double zipper system that allows for easy access to the under sofa storage space. This flame-resistant screen can be rolled up, tethered, and conveniently hidden away when not in use.



GO POWER!® SOLAR PACKAGE

Extend your off-the-grid adventures with the addition of our solar options. This system provides power to the coach batteries, allowing for use of the 12V DC system and 120 VAC receptacles through the inverter. This gives you greater dry camping abilities without the need for shore power or running the generator. Choose from:

[100-Watt \(5 amp\) package](#)

[300-Watt \(15 amp\) package](#)



SIDE DOOR ROLL-UP SCREEN

Enjoy the beauty of the outdoors while prepping a meal without the worry of insects ruining the party. A unique magnetic closure system allows for easy access in and out without the need to zip the door open and closed. The super-fine mesh screen and door assembly are constructed from heavy-duty, flame-resistant nylon canvas, resulting in a long-lasting, reliable feature. When the screen is not needed it can be rolled up and secured out of the way.



ALCOA DURA-BRIGHT® ALUMINUM WHEELS

Complete the sleek and sporty look of the Sprinter chassis with these one-piece forged aluminum wheels. Five times stronger than steel, Alcoa wheels stand stronger against tough conditions without the need to polish.

EXTERIOR PAINTED PLASTIC MOLDINGS

Painted front and rear bumpers and side moldings add to Pleasure-Way's clean automotive styling.

BUILD YOUR OWN

RADIUS LAMINATE CABINETRY



Champagne



White Smoke

ULTRALEATHER® FABRIC



Cashmere



Flint

CORIAN® COUNTERTOPS



White Onyx



Platinum Gray

EXTERIOR COLORS



Brilliant Silver Metallic



Gray White





Donna Arnold | Acadia National Park, Maine



Debbie McCallum Emrick | Canyonlands National Park, Utah



Julie LaFleur | Badlands National Park, South Dakota

THE PLEASURE-WAY LIFE

Traveling in a Pleasure-Way motorhome affords some unique advantages over traditional RVing in a larger Class A, Class C or pull-type trailer. There are the more obvious advantages of stress-free driving, easy and accessible parking, and the ability to explore 'off the beaten track' locations.

You'll have the ability to visit friends and relatives for family functions, reunions, graduations, and weddings. No more hotel reservations or inconveniencing your host. The strategic design of our motorhomes ensure a quick and easy set up once you arrive at your destination. Since all your amenities are covered, you are free to be spontaneous with your adventures without compromise.

Whether you are a seasoned full-timer or an RV newbie, something has drawn you into the Pleasure-Way lifestyle. Memories will be created, friends will be made, and stories will be shared!

PLEASURE-WAY AMBASSADOR CREW

We believe our best salespeople are happy owners, and the PAC program offers the opportunity to reward members for their efforts to promote our motorhomes.

We provide our members with personalized PAC cards to hand out to potential clients or interested parties. These cards are used to gain loyalty rewards for both parties upon purchase of a new Pleasure-Way motorhome.

Visit pleasureway.com/pac to sign up and learn more.

PLEASURE-WAY OWNERS' CLUBS

We believe that meeting new friends and sharing adventures is an important part of the Pleasure-Way experience. A wonderful group of people have formed our Pleasure-Way owners' clubs and are based on the East and West Coasts of the United States and Western Canada. Owners have fallen in love with the Pleasure-Way lifestyle and actively participate in our club rallies. Pleasure-Way owners' clubs are operated and run by owners who enjoy the RV lifestyle and share the same passion for Pleasure-Way.



Visit us at pleasureway.com for more information on how to join and participate in Pleasure-Way owners' clubs, events, and rallies.



MERCEDES-BENZ SPRINTER CHASSIS

The Mercedes-Benz Sprinter chassis is built for ease of operation with high levels of functionality, quality components, and controls.

INFOTAINMENT SYSTEM

All the options and controls are placed in functional islands and logically incorporated into the overall design of the Sprinter's cabin, making every action smooth, intuitive, and economical. The results are fewer driver distractions and increased efficiency and productivity.

MORE FEATURES

- Rear view camera
- Keyless ignition
- LED headlights

MBUX MULTIMEDIA SYSTEM WITH 10" TOUCHSCREEN

The Sprinter features high-resolution display screens that are activated via touch, voice control, or touch buttons on the steering wheel. You can now pinch, swipe, and all the other motions you're used to from your smartphone. Additional features include:

- Navigation
- Bluetooth® connectivity with audio streaming
- "Hey Mercedes" voice control
- Smartphone integration with hands-free function
- Multimedia interface with USB-C ports

MULTIFUNCTION STEERING WHEEL

The multifunctional steering wheel allows for the driver to operate the on-board computer, vehicle functions, and multimedia systems without taking their hands off the steering wheel. This is done via touch-control and regular buttons.

SAFETY FEATURES

- Active Brake Assist
- Active Distance Assist Distronic
- Traffic Sign Assist
- Attention Assist
- Active Lane Keeping Assist
- Blind Spot Assist
- Crosswind Assist

MERCEDES-BENZ 5 YEAR WARRANTY

Now, in partnership with Mercedes-Benz, the chassis will also include a five year, 75,000 mile Mercedes-Benz basic warranty. The extended Mercedes-Benz warranty is not an aftermarket add-on, but an extension of the original Mercedes-Benz three year warranty.

POWER & HEATED SEATS

The swiveling driver and passenger seats have been redesigned with enhanced lumbar support and offer power adjustments, memory settings, and three-stage heating controls.

PLEASE NOTE

Some Mercedes-Benz features listed may not be available on all chassis. Please see your Pleasure-Way dealer for complete details.





COACH SPECIFICATIONS

	ASTS PLFL PLTS		
ENTERTAINMENT			
24" Smart LED TV	•	•	•
Bose® soundbar w/ Bluetooth®	•	•	•
Winegard® Rayzar® Automatic HDTV antenna	•	•	•
Cable TV hook up	•	•	•
USB-A/USB-C charging ports	•	•	•
INTERIOR			
Inflatable air bed fitted for cab	•	•	•
MCD blackout roller shades w/ magnetic catch	•	•	•
Privacy/sun shades for windshield & cab doors	•	•	•
Laminate radius cabinet doors	•	•	•
Blum® cabinet hinges and door stays	•	•	•
Laminate-wrapped kitchen, wall partitions & cabinets	•	•	•
Premium vinyl flooring	•	•	•
GALLEY			
12V, 3.2 cu. ft. refrigerator/freezer	•	•	
3-way, 2-door, 8.2 cu. ft. refrigerator/freezer			•
1-burner induction stove	•	•	•
Corian® solid surface countertop	•	•	•
Pull-out pantry	•	•	
Microwave	•	•	
Microwave/convection oven			•
BATHROOM			
Private wet bathroom w/ shower	•	•	•
Vanity w/ storage, stainless sink & Corian® countertop			•
SEATING AREA			
Lagun table mount system w/ 360° swivel tabletop	•	•	•
Power sofa w/ two three-point seat belts	•	•	•
Memory foam sofa cushions	•	•	•
Ultraleather® fabric	•	•	•

	ASTS PLFL PLTS		
ELECTRICAL			
Multiplex wiring w/ dimmable LED lighting	•	•	•
Dual 10-inch touchscreen control panels	•	•	•
Dual 300Ah Eco-Ion lithium coach batteries	•	•	•
Internal/automatic coach battery heating system	•	•	•
Xantrex™ 3000-Watt True-sine wave inverter/charger	•	•	•
100-amp lithium charger	•	•	•
2.5 KW Onan® QG 2500i LP generator	•	•	•
Automatic generator start (AGS)	•	•	•
30-amp power cord	•	•	•
HEATING, VENTILATION & COOLING			
Truma VarioHeat 11,500 BTU furnace	•	•	•
Power lift Fan-Tastic Vent fan w/ rain sensor	•	•	•
Truma Aventa Eco 13,500 BTU air conditioner	•	•	•
3M™ Thinsulate™ insulation	•	•	•
PLUMBING & LIQUID PROPANE SYSTEMS			
Truma AquaGo® comfort plus instant water heater	•	•	•
Shurflo® automatic demand water system	•	•	•
LP BBQ quick connect	•	•	•
Tank level monitoring – LP, fresh, gray and black	•	•	•
EXTERIOR			
Power awning w/ LED lights	•	•	•
Exterior shower w/ handheld wand	•	•	•
Hitch and wiring	•	•	•
COACH OPTIONS			
Painted exterior moldings	•	•	•
Solar package w/ MPPT charger	100	300	300
Alcoa Dura-Bright® aluminum wheels		•	•
Rear door roll-up screen	•	•	•
Side door roll-up screen	•	•	•

CHASSIS SPECIFICATIONS

	ASCENT TS	PLATEAU TS/FL
Chassis	Mercedes-Benz Sprinter 2500	Mercedes-Benz Sprinter 3500
GVWR	9,050 lbs / 4,105 kg	11,030 lbs / 5,003 kg with Dual Rear Wheel
GCWR	13,930 lbs / 6,319 kg	15,250 lbs / 6,917 kg
Standard engine	4-Cylinder OM 654 High Output	4-Cylinder OM 654 High Output
Fuel type/tank capacity	Diesel / 24.5 US gal / 93L	Diesel / 24.5 US gal / 93 L
HP rating	211 HP	211 HP
Wheelbase	144 inches	170 inches
Transmission	9G-tronic Automatic	9G-tronic Automatic
Locking fuel fill	Yes	Yes
Chassis air conditioning	Yes	Yes
Power windows, door locks, mirrors	Yes	Yes
Remote keyless entry	Yes	Yes
Steering wheel positioning	Tilt and Telescopic	Tilt and Telescopic
Breaking system	4-Wheel Disc Brakes w/ ABS	4-Wheel Disc Brakes w/ ABS
Stability and traction control	Adaptive Electronic	Adaptive Electronic
Tire pressure and monitoring	Yes	No
Tires (all season)	LT245 / 75R / 16	LT215 / 85R / 16
Chassis battery	12V 70Ah	12V 70Ah
Air bags (driver and passenger)	Yes	Yes
In-dash navigation/audio/Bluetooth®	Yes	Yes
Rear view camera system	Yes	Yes
Swivel seating (driver and passenger)	Yes	Yes
Smart wheel functions	Yes	Yes

WEIGHTS & MEASUREMENTS

	ASCENT TS	PLATEAU TS/FL
Length (bumper to bumper)	19' 5" / 592 cm	22' 9" / 693 cm
Width w/ side mirrors extended	7' 11" / 241 cm	7' 11" / 241 cm
Width w/ side mirrors retracted	7' 1" / 216 cm	7' 1" / 216 cm
Overall height	9' 8" / 295 cm	9' 10" / 300 cm
Interior standing height	6' 3" / 190 cm	6' 3" / 190 cm
Fresh water tank capacity	20 US gal / 75 L	24 US gal / 91 L
Gray water tank capacity	15 US gal / 57 L	35 US gal / 132 L
Black water tank capacity	12 US gal / 45 L	12 10 US gal / 45 38 L
LP gas tank capacity	8.16 US gal / 31 L	8.16 US gal / 31 L
Towing capacity	4,880 lbs / 2,214 kg	4,220 lbs / 1,914 kg
Queen bed size	70" W X 72" L	70" W X 76" L
Driver side rear single bed	24" W X 70" L	24" W X 76" L
Passenger side rear single bed	24" W X 72" L	24" W X 76" L





ASCENT TS



PLATEAU TS



PLATEAU FL



WARRANTY

PLEASURE-WAY WARRANTY

All Pleasure-Way motorhomes are backed by our Five Year Freedom Warranty. Pleasure-Way Industries Ltd. warrants the specified new Pleasure-Way Motorhome free from defects in material and craftsmanship, on portions manufactured by Pleasure-Way Industries Ltd. under normal use and service.

Coverage - 5 years or 60,000 miles / 100,000 kms (Limited Warranty)

MERCEDES-BENZ WARRANTY

Extended Limited Warranty (ELW)

- Coverage - 5 years or
- 75,000 miles / 125,000 kms

Diesel Engine Limited Warranty

- Coverage - 5 years or
- 100,000 miles / 160,000 kms

Roadside Assistance

- 5 years or 75,000 miles / 120,000 kms



PLEASURE-WAY PERSONAL ASSISTANT

We understand that it takes time to get completely familiarized with your new motorhome and all of its features. For this reason, you will be designated your very own Pleasure-Way Personal Assistant for the first 90 days of ownership!

Your P.A. is a specialized and knowledgeable member of the Pleasure-Way team who works right here in our manufacturing facility. Upon receiving the warranty registration of your new motorhome, your P.A. will provide you with their contact information. You will now have access to your Pleasure-Way P.A. six days a week, via a dedicated, toll-free phone number or email.

Your Pleasure-Way P.A. will be there to assist you in all matters pertaining to the operation of your Pleasure-Way motorhome. After your 90 day period expires, you will have all the confidence and knowledge to enjoy your new Pleasure-Way for years to come!



PLEASURE-WAY GOLIVE

You can now explore any current Pleasure-Way model from the comfort of your own home! This unique experience allows you to take a one-on-one personalized video tour with one of our friendly Pleasure-Way GoLive Agents. You will have full access to view any feature or component of our motorhomes via a one-way video call. Get expert advice and real time answers to all your questions with Pleasure-Way GoLive. Try it today! pleasureway.com/golive



302 Portage Avenue
Saskatoon, SK,
Canada S7J 4C6

Tel: 800.364.0189
www.pleasureway.com

facebook.com/PWindustries

youtube.com/user/pleasureway

[@pleasurewayrv](https://instagram.com/pleasurewayrv)

Due to our policy of continuous improvements, Pleasure-Way Industries Ltd. reserves the right to make product changes at any time without notice and without incurring obligations whatsoever, including but not limited to: prices, styling, design, colors, construction, equipment, materials, and specifications. Some motorhomes depicted in the brochure may be shown with optional equipment. Please see your dealer for additional information or contact Pleasure-Way Industries Ltd. Estimated fuel consumption may vary depending on conditions and driving habits. Estimates are based on consumer feedback.