

QUALITY

Winnebago RVs are designed and built around you, with superior craftsmanship, advanced manufacturing technologies and steel-focused construction to enhance safety and reliability.

INNOVATION

From groundbreaking RVs to game-changing features to the spacious floorplans made possible by our SmartSpace™ design, our heritage is unrivaled for continuous industry firsts in vehicle technology and design.

SERVICE

Our carefully chosen dealers are supported by factory training and our advanced parts supply system, while owners benefit from excellent real-world customer support as well as 24/7 access to online technical information.

BELONGING

Winnebago owners are a connected community – some of the friendliest, most knowledgeable and welcoming RVers you'll find anywhere.

WINNEBAGO



Up for whatever, whenever, wherever.

Whether your next adventure is a weekend getaway or an epic cross-country trek, the EKKO™ is built to take you there — along with your gear and up to three passengers — and keep you comfortable once you arrive.

- » AWD to take you anywhere
- » Off-grid capabilities for longer stays
- » Fully equipped for extended-season use
- » Seats and sleeps up to 4
- » Hauls plenty of outdoor gear

WINNEBAGO



Ready to roll

The all-wheel-drive EKKO comes fully equipped with a full suite of safety and convenience features, plus innovative solutions for storage, sleeping and cooking.



1 AWD FORD® TRANSIT CHASSIS WITH 3.5L ECOBOOST® V6
with 10-speed automatic transmission, 4-wheel anti-lock disc brakes, tow hitch and more

2 OPTIONAL POP-TOP
with FROLI® sleep system adds panoramic views and comfortable sleeping for two

3 PASS-THROUGH HEATED GEAR GARAGE
with L-track cargo tie-down system, Modular Lightweight Load-carrying Equipment (MOLLE) panel, 12V/110V charging ports and removable floor liner

4 STANDARD SOLAR PANELS
three panels (up to 455 watts) or 1 panel (up to 220 watts) with pop-top

5 OPTIONAL OUTDOOR KITCHEN
with chest-style refrigerator/freezer, 2-burner cooktop, flip-up counter, quick-connect faucet, collapsible sink, and quick-connect LP hose (NA with pop-top)

6 POWERED PATIO AWNING & AVAILABLE BATWING AWNING
Three-sided coverage lets you kick back in the shade, cook outdoors or load your gear in the rain, or just take in the mood lighting on a cool night

7 ALL-WEATHER PREPPED
extensive insulation, dual pane acrylic windows and multiple heated exterior compartments keeps you (and your gear) warmer when it's cold, and cooler when it's hot*

*Disclaimer: Winnebago recommends following the winter use guidelines and winterization procedures outlined in your owner's manual whenever camping in freezing conditions.



Comfortable
accommodations
for any adventure.



ENERGY SYSTEM

- » Standard lithium-ion batteries for further energy independence
- » Second alternator dedicated to charging the batteries
- » Up to three solar panels pump out 455 watts
- » Quiet, powerful and efficient gas generator



PLUMBING SYSTEM

- » 50-gallon freshwater tank with proportionate waste tanks located inside the coach
- » Convenient access to heated and insulated water service center
- » Truma AquaGo® water heater
- » Water lines inside the coach
- » Water purification system



HVAC SYSTEM

- » 13,500 BTU air conditioner
- » Truma VarioHeat™ comfort
- » Extended-season insulation
- » Gold Certification from Truma for cold-weather capability





A comfortable, functional place to call home.

1. Cab

Conveniences include a multi-function touchscreen with rear display, Apple CarPlay®, Android Auto™ and more.

2. Lounge area

LED lighting and dual-pane windows brighten the lounge while conserving energy. The driver seat swivels toward the dinette, which features a pull-up/fold-down table for dining, work or games.

3. Galley

Everything you need to prepare your favorite meals and snacks: microwave, 2-burner LP cooktop with cover, 5.3 cu. ft. compressor-driven refrigerator/freezer, stainless-steel sink with cover, even a pantry for staples.

4. Swivel work table

The adjustable/removable galley extension also serves as a table or workstation for the swivel passenger seat.

5. Bathroom

The EKKO dry-wet bath includes a swiveling cassette-style toilet, shower with Oxygenics® showerhead, sink and a pivoting wall that turns the lavatory into a shower.

6. Sleeping area

The EKKO features our Flex Bed system, with twin beds that easily convert to a queen bed, as well as our WinnSleep® system for exceptional comfort. The optional pop-top provides additional sleeping space for two.

7. Storage

In addition to the heated gear garage, the EKKO includes multiple overhead cabinets, drawers and customizable under-bed storage in the back.



22A

Dotted lines denote overhead storage area.
Magenta dashed lines denote access to pop top.
Floorplans are representations only and are subject to change.
Please contact a certified Winnebago dealer for more information.



With the efficiency of a camper van, the capacity of a Class C coach, and the enhanced capability of AWD, the Winnebago EKKO represents not just a new model, but an entirely new type of RV.




CAB SAFETY FEATURES

Ford safety enhancements include adaptive cruise control, lane-keeping assist, pre-collision assist with automatic emergency braking, driver alert, and more.



INNOVATIVE WET BATH

The dry-wet bath incorporates the German-engineered VunderWall,[™] which easily pivots to provide a more spacious shower while keeping the sink and toilet dry.



DINETTE SEATING WITH 3-POINT SEATBELTS

The forward-facing seats in the EKKO dinette feature 3-point seat belts with child-seat anchors.

EKKO

WEIGHTS & MEASURES	22A
Exterior Length	23'
Exterior Height¹	10'6"
Exterior Width	7'2.5"
Exterior Storage (cu. ft.)	65.3*
Awning Length	13'
Interior Height	6'8"
Interior Width	6'9"
Freshwater Tank Capacity² (gal.)	50
Water Heater Capacity (gal.)	Continuous
Cassette Toilet Capacity (gal.)	5
Holding Tank Capacity² — Gray (gal.)	51
LP Capacity³ (lbs.)	40
Fuel Capacity (gal.)	31
GCWR⁴ (lbs.)	15,000
GVWR (lbs.)	11,000
GAWR - Front (lbs.)	4,630
GAWR - Rear (lbs.)	7,275
Wheelbase	156"

*Estimated storage without available exterior kitchen.
Rear garage equates for 54.6 cu. ft. of storage.

Chassis

Ford® AWD Transit® Chassis 3.5L EcoBoost® V6 gas engine, 10-speed automatic SelectShift® transmission with overdrive
4-wheel anti-lock disc brakes
High-intensity discharge (HID) headlamps
Trailer hitch⁴ 5,000-lb. drawbar/500-lb. maximum vertical tongue weight w/7-pin connector
Stylized performance wheels
Spare tire

Cab Conveniences

Radio/Rearview monitor system, colored multi-function touchscreen with SYNC®, navigation, AM/FM stereo with HD/SiriusXM® capability, Apple CarPlay® Android Auto™ Bluetooth® dual USB ports and integrated rear camera display
FordPass™ Connect

Blind spot monitoring
Cab seats armrest, fixed lumbar support, headrest, recline, slide and swivel
Airbags driver, passenger
3-point seat belts
2 cab seat lounge cushions
Intelligent access system w/push-button start
Automatic climate control
Power windows
Power mirrors w/defrost and turn signals
Power assist steering w/tilt wheel
Adaptive cruise control
Lane-keeping assist
Pre-collision assist w/Automatic Emergency Braking (AEB)
Driver alert
Automatic rain-sensing wipers
Wiper activated headlamps
Auto headlamps w/high beam control
Tire pressure monitoring system
Sunvisors
Cab mat
Front wraparound curtain
Thermal cab divider wall panel
Voice recognition
Traffic sign recognition
Intelligent speed assist
Intersection assist

Interior

LED ceiling lights
Tinted dual-pane euro acrylic windows w/screen and cassette shade
Dinette seating w/3-point seat belts
Pull-up/fold down table
Color touchscreen systems monitor panel
Vinyl flooring throughout
Satellite system ready
Amplified digital HDTV antenna
Roof wiring access port
Assist bar
RAM® Tough-Track™ Mount (dinette overhead)
110V, 12V USB charging ports
Deluxe powered ventilator fan w/remote
Overhead accent lighting

OPTIONAL EQUIPMENT

Entertainment system smart Blu-ray™ disc player, Bluetooth® soundbar and 24" HDTV
Front cab air mattress 30" x 65" w/support base, cordless pump, repair kit and storage bag

Galley

Laminate countertops
Microwave oven w/touch control
Pantry
2-burner LP range cooktop w/cover
5.3 cu. ft. (12V) single door compressor-driven refrigerator/freezer
Stainless steel sink w/cover
Adjustable/removable table/counter extension/workstation

Bath

Medicine cabinet
Oxygenics® shower head
Dry/wet bath w/pivoting wall
Robe hooks
24" x 30" Shower w/wall surround
Shower curtain
Molded round sink w/single control faucet
Tissue holder
Swiveling cassette toilet
Water pump switch

Bedroom

Twin beds w/WinnSleep® System
Flex bed kit
Wardrobe/drawer storage below beds
Metal clothes rod
Room divider curtain
Reading lights
110V, 12V USB charging ports

Exterior

Heated gear garage w/L-track cargo tie down system, 110V/12V charging ports and LED lighting
Powered patio awning w/LED lighting and Bluetooth® control
Ladder (NA w/pop-top sleeping area)
LED porch light w/interior switch
Mud flaps

OPTIONAL EQUIPMENT

Pop-top sleeping area w/FROLI® sleep system and 110V/USB charging ports (NA w/luggage rack, exterior kitchen, or rear ladder)
Batwing awning
Luggage rack (NA w/pop-top)
Exterior kitchen w/chest style 12V refrigerator/freezer, 2-burner LP cooktop, flip-up counter extension, quick-connect faucet, collapsible sink, and LP quick-connect hose (NA w/pop-top)
Option to remove: Powered patio awning w/LED lighting and Bluetooth® control
Option to remove: Exterior graphics

Heating & Cooling System

13,500 BTU air conditioner
Truma® VarioHeat™ comfort

Electrical System

Auxiliary start circuit
Automatic dual-battery charge control
Coach battery disconnect system
Dedicated second alternator to charge coach batteries
Exterior AC duplex receptacle
Exterior TV jack
Cummins Onan® QG 2800i gas generator
30-amp power cord
(1) 320-amp-hour lithium ion battery w/Bluetooth® control package and battery pack heating system
(2) 170-watt and (1) 115-watt solar panel/battery charger (220-watts for pop-top)
2,000-watt pure sine wave inverter/80-amp charger

OPTIONAL EQUIPMENT

Option to remove: Cummins Onan® QG 2,800i gas generator
Add (1) additional 320-amp-hour lithium ion battery (Generator delete mandatory with this option)

Plumbing System

Insulated water service center houses water center control panel, hooks, cable tv input, freshwater drain and portable satellite dish hook-up
Truma® AquaGo® comfort plus tankless water heater w/recirculation pump
On-demand water pump
Cold water purification system (galley only)
Heated holding tank compartment
10' sewer hose
Shower drain pump
LPG accessory connection (patio area)

Safety

LPG leak, smoke and carbon monoxide detectors
Fire extinguisher
Ground fault interrupter
Upper and lower child seat anchors (dinette seating)
High-mount brake lamps
Fog lamps

Warranty⁵

12-month/15,000-limited warranty⁶
36-month/36,000-mile limited warranty on structure⁶
10-year limited parts-and-labor warranty on roof skin⁶

FOOTNOTES

- The height of each model is measured to the top of the tallest standard feature and is based on the curb weight of a typically equipped unit. The actual height of your vehicle may vary by several inches depending on chassis or equipment variations. Please contact your dealer for further information.
- Capacities are based on measurements prior to tank installation. Slight capacity variations can result due to installation applications.
- Capacities shown are tank manufacturer's listed water capacity (W.C.). Actual filled LP capacity is 80% of listing due to overfilling prevention device on tank.
- Actual towing capacity is dependent on your particular loading and towing circumstances which includes the GVWR, GAWR, and GCWR, as well as adequate trailer brakes. Please refer to the Operator's Manual of your vehicle for further towing information.
- See separate chassis warranty.
- See your dealer for complete warranty information.

NA Not Available

Because features, specifications, equipment, and options may vary from those highlighted in this brochure, the buyer is responsible for confirming with the dealer the features, specifications, equipment, and options included on their specific vehicle. In addition, Winnebago's program of continuous product improvement may result in changes to vehicle specifications, equipment, model availability, and price without notice.

Winnebago recommends following the winter use guidelines and winterization procedures outlined in your owner's manual whenever camping in freezing conditions.

DECOR

VEREDIS



Vinyl Covering




Accent Fabric



Vinyl Flooring



Wall Board



Countertop



Wood

JUNIPER



Vinyl Covering



Bed Cover



Vinyl Flooring



Wall Board



Countertop



Wood

EXTERIORS



RAW SIENNA II



RAW SIENNA II WITH GRAPHICS



VERDANT II



VERDANT II WITH GRAPHICS

What do you need to know before you go?

And how does that cassette toilet work again?

You'll find the answers to these and many more questions in the EKKO

Video Library, a collection of informative and how-to videos that explains pretty

much everything you need to know about the EKKO.

From adjusting seats, to operating major systems, to plumbing and electrical basics — it's all here. And it's all at your fingertips wherever your EKKO takes you.

EKKO Video Library



Scan the QR code with your smartphone camera to access the Video Library and learn more about the EKKO.

MEET THE EKKO SPRINTER

The all-new AWD Winnebago® EKKO™ Sprinter expands the EKKO lineup, complementing the trailblazing EKKO Transit with enhanced off-road capability, storage space, and a new multifunctional living area. All-season insulation extends the camping seasons, while its advanced power package and large water tank extends your off-grid stays.



Versatile Base Camp

With its 170" wheelbase, the EKKO Sprinter is 18" longer overall than the EKKO Transit, with belted seating for four, sleeping for three (or five with the optional pop-top), deeper gear garage, increased living space, and 80" long twin/flex beds.

Enhanced Off-Road Capability

Built on the Mercedes-Benz® all-wheel-drive Sprinter chassis, the EKKO Sprinter benefits from elevated ground clearance, as well as standard all-terrain tires for superior bite when navigating low-traction environments.

Multi-Use Living Area

The living space in the EKKO Sprinter is designed to flex to your needs, and is centered around a new multifunctional lounge that's easily configured in four different modes:


- Passenger seating for two with a pull-up table
- 2 side sofas with adjustable table
- U-shaped dining space to accommodate up to five
- Sleep mode creates a side-to-side sleeping space

Flexible Galley

The EKKO Sprinter galley features a portable single-burner induction cooktop, giving you the ability to cook outdoors, as well as a new microwave/convection oven, large galley sink bowl, deep-access drawers, and more.

Enhanced Tech and Safety Features

To enhance driving comfort and safety, the EKKO Sprinter incorporates the latest Mercedes-Benz safety and convenience features, starting with the MBUX® Multimedia System with navigation, Apple CarPlay® and Android Auto.™ Additional driver aids include digital rearview mirror, active lane keeping assist, DISTRONIC PLUS® adaptive cruise control, attention assist, and more.



Weights & Measurements

23B


Length	24'6"
Exterior Height	10'11"
Exterior Width	7'2.5"
Exterior Storage (cu. ft.)	64
Awning Length	13'
Interior Height	6'8"
Interior Width	6'9"
Freshwater Tank Capacity (gal.)	50
Water Heater Capacity (gal.)	Continuous
Holding Tank Capacity-Gray (gal.)	51
LP Capacity (lbs.)	40
Cassette Toilet Capacity (gal.)	5
Fuel Capacity (gal.)	24.5
GCWR (lbs.)	15,250
GVWR (lbs.)	11,030
GAWR - Front (lbs.)	4,410
GAWR - Rear (lbs.)	7,720
Wheelbase	170"
Sleeps	5

Winnebago's® continuing program of product improvement makes specifications, equipment, model availability, and prices subject to change without notice. Published content reflects the most current product information at the time of printing. Please consult your dealer for individual vehicle features and specifications.

*Winnebago recommends following the winter use guidelines and winterization procedures outlined in your owner's manual whenever camping in freezing conditions.



23B



Exteriors



RAW SIENNA II



RAW SIENNA II NO GRAPHICS



VERDANT II



VERDANT II NO GRAPHICS



SELENITE

Décor

VEREDIS



Vinyl Covering



Accent Fabric

Wall Board



Countertop

Vinyl Flooring



Wood

JUNIPER



Vinyl Covering



Bed Cover

Wall Board



Countertop

Vinyl Flooring



Wood



SCAN THIS QR CODE
TO LEARN MORE ABOUT THIS MODEL

Note: Dotted lines denote overhead storage areas. Blue dashed lines denote sleeping areas. Magenta dashed lines denote access to pop-top sleeping. Floorplans are representations only and are subject to change. Please contact a certified Winnebago dealer for more information.