



2025

**FORD TRANSIT CHASSIS**

---

ONTOUR 2.0, 2.2





## THE 20,000<sup>TH</sup> BUILD

"The cornerstone of any company is their people. We are fortunate to have great staff that take pride in their work, which results in a product we are all proud of. Pleasure-Way Industries has always been Powered by People, prioritizing their staff because they recognize that their employees are their greatest asset. With a highly skilled team of over 200 people dedicated to attention to detail, and a commitment to quality, Pleasure-Way continues to lead the industry in Class B motorhome manufacturing today!"

~ Dean Rumpel, CEO



## 39 YEARS OF RV INNOVATION

Pleasure-Way Industries Ltd. is celebrating 39 years as a leader in RV manufacturing. Since 1986, this family-owned business has been committed to crafting high-quality luxury motorhomes. Unlike mass-produced models, each motorhome is hand-crafted and custom-fitted to rigorous standards, ensuring top-notch quality and safety. This meticulous approach results in one of the lowest warranty claim rates in the RV industry. We are so confident in our craftsmanship that we back every new motorhome with a Five Year Freedom Coach Warranty—one of the best in the industry.

In 2002, we introduced our first ever models built on a Ford chassis. The Excel and Traverse were built on the Ford E350 and E250 chassis respectively, and quickly become our most popular motorhome.

# DARE TO GO ANYWHERE



TRUMA AVENTA ECO AIR  
CONDITIONER (2.0 DOMESTIC AC)



ECO-ION 600ah LITHIUM  
BATTERIES



XANTREX™3000 WATT  
INVERTER /CHARGER



ONAN® QG 2800i 2.8 KW  
GENERATOR



TRUMA AQUAGO® COMFORT  
PLUS WATER HEATER



TRUMA VARIO HEAT 11,500 BTU  
FURNACE



10 INCH TOUCHSCREEN  
DISPLAY



MEMORY FOAM SOFA &  
OTTOMAN CUSHIONS



3M™THINSULATE™  
INSULATION



ULTRALEATHER® FABRIC



PREMIUM VINYL FLOORING



GO POWER!® SOLAR



FIAMMA F65 POWER AWNING



REAR DOOR ROLL UP SCREEN



SIDE DOOR ROLL UP SCREEN

At Pleasure-Way, we prioritize quality by selecting top-performing suppliers and offering exceptional features as standard, rather than optional add-ons. Our motorhomes come equipped with innovative and reliable features, including an upgraded air conditioner, lithium batteries, and an inverter, allowing you to run the air conditioner on battery power. Recharge your coach batteries via generator, engine alternator, solar panels, or shore power for continuous comfort and convenience.



**CLIMATE CONTROL** Climate control is effortless with a responsive temperature dial that manages the Truma VarioHeat furnace, air conditioner, and Fan-Tastic vent, all in one place. Use the mode buttons to select the desired item that you want to operate. You can select A/C, A/C Night Mode, de-humidifier, furnace, vent, and adjust your fan speeds.

**BATTERY MONITORING** The home screen quickly references the current DC power consumption via the coach battery state-of-charge percentage indicator and the real-time 12-volt net loss/gain amperage meter.

**10 INCH TOUCHSCREEN DISPLAY** The 10-inch displays feature improved resolution for better sunlight visibility and wider viewing angles, along with a redesigned interface for a more user-friendly experience. The touchscreen offers real-time diagnostics and control of key functions, including battery state-of-charge, GoPower!® solar integration, climate control, and AC/DC power source display.


**AUTOMATIC GENERATOR START (AGS)** AGS is an innovative feature that allows you to set start and stop parameters for generator control when not plugged into shore power. When the batteries are low on voltage, the generator will automatically run to charge the batteries at your pre-defined voltage and then shut off.

**ESTIMATION GAUGES** While the coach batteries are charging, the touchscreen will display the estimated time remaining until a full charge is achieved. This immensely helpful feature allows you to accurately gauge how long the current method of charging will take until you are ready to operate again at full battery capacity.

2025

# ONTOUR 2.0

MODEL: ONTOUR 2.0  
LENGTH: 19'8" / 598 CM  
CHASSIS: FORD TRANSIT 350  
FUEL: GASOLINE



A testament to the fact that good things come in small packages, the Ontour 2.0 features all the comforts of home with no compromises. Key standard features include an induction stove, 12V compressor refrigerator, 600Ah lithium coach batteries to extend dry camping times while exploring the less traveled road. The 19' 8" Ontour 2.0 is compact, but its 78" of headroom, spacious 76" long queen bed, private wet bath, and fully-equipped galley transforms it into an inviting space. Large banks of upper cabinets outline the rear living space, allowing you to pack all your travel essentials. The nimble and responsive handling of the Ford Transit 350 chassis offers a more stable and confident ride.



2025

# ONTOUR 2.0



ONTOUR 2.0 FEATURES | KITCHEN, LAGUN TABLE, WARDROBE AND POWER SOFA

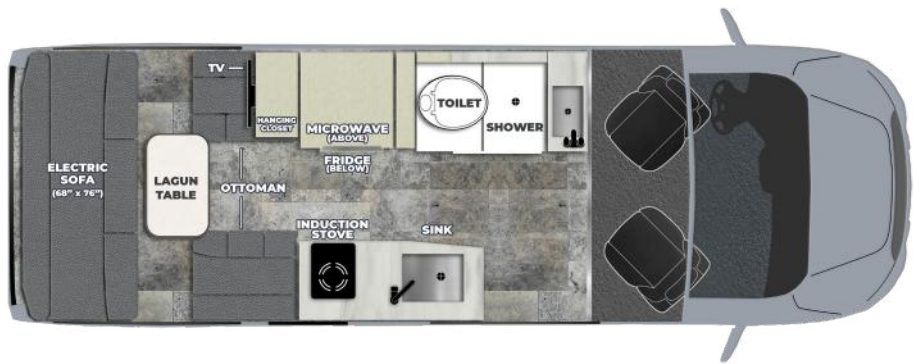




2025

# ONTOUR 2.2

MODEL: ONTOUR 2.2  
LENGTH: 21'10" / 665 CM  
CHASSIS: FORD TRANSIT 350  
FUEL: GASOLINE



Built on the Ford Transit 350 chassis, the Ontour 2.2 benefits from the fuel-efficient 3.5L EcoBoost® V6 engine and 10-speed SelectShift® transmission—a powerful combination suited for any road trip. At just under 22 feet in length, the Ontour 2.2 showcases the largest wet bathroom, plenty of headroom, and ample storage space. The interior surrounds you in sophistication thanks to the LED lighting, radius laminate cabinetry, Ultraleather® seating and memory foam sofa cushions. A 5.8 cubic foot 12V refrigerator, 600Ah lithium coach batteries and 300-Watts of solar are a few of the standard features designed for convenient living. Plan your escape and hit the road in the well-equipped Ontour 2.2.



2025

# ONTOUR 2.2



ONTOUR 2.2 FEATURES | KITCHEN WITH LAGUN TABLE & WARDROBE AND POWER SOFA.



# STYLE IT YOUR WAY



CHAMPAGNE




WHITE SMOKE

**RADIUS LAMINATE CABINETRY** Radius laminate cabinetry features sleek, curved edges and a smooth, durable finish, offering both style and functionality. Available in two colors, radius laminate cabinetry brings a modern, sophisticated touch to your living space while maximizing storage efficiency.





WHITE ONYX



PLATINUM GREY

**CORIAN® COUNTERTOPS** Corian countertops are high-quality, durable surfaces that offer both elegance and practicality. Known for their seamless, non-porous design, Corian is resistant to stains, scratches, and moisture, making it ideal for RV kitchens and bathrooms. Available in two colors, Corian countertops provide a sleek, modern look while ensuring long-lasting performance and easy maintenance.

Customize your RV to fit your style with a range of options. Choose from radius laminate cabinetry in Champagne or White Smoke, and select from UltraLeather fabrics in Flint or Cashmere. Enhance your interior with Corian countertops in White Onyx or Platinum Grey. On the exterior, enjoy the modern finish in Brilliant Silver Metallic. Build your RV your way to create a space that perfectly suits your needs and tastes.



**ULTRALEATHER® UPHOLSTERY**

UltraLeather upholstery is a premium, high-performance synthetic material that combines the luxurious look and feel of leather with superior durability and easy maintenance. Available in two colors.

# PERFORMANCE MEETS LUXURY



## SAFETY FEATURES

- Airbags – driver and passenger
- Safety Canopy® System side-curtain airbag
- Blind Spot Assist 1.0
- Lane-Keeping System
- Hill Start Assist
- Side-Wind Stabilization
- AdvanceTrac® with Roll Stability Control (RSC®)
- Forward Collision Warning
- Pre-Collision Assist with Automatic Emergency Braking
- Post-Collision Braking
- SOS Post-Crash Alert System®
- Securilock® Passive Anti-Theft System (PATS)
- Auto high beam headlamps
- Auto rain sensing wipers

## FORDPASS CONNECT APP

- Lock and unlock vehicle
- Located your parked vehicle
- Check oil life, fuel level, mileage and maintenance intervals.

## SYNC® 4 SYSTEM WITH 12 INCH TOUCHSCREEN

Enjoy integrated audio streaming, enhanced voice recognition, climate control and a responsive touchscreen. SYNC® 4 is flexible, updatable and configurable to your individual preferences. It features:

- Bluetooth® audio streaming
- Navigation
- Hands-free calling
- Android Auto™ + Apple CarPlay™
- FM/AM/SiriusXM®
- AppLink® - smart integration of your favorite mobile apps
- USB ports



The Ford Transit chassis is the perfect balance between performance and efficiency. From the 10-speed SelectShift® transmission and 3.5L EcoBoost® engine to smart technology that boosts driver confidence, the Transit was built with your safety, comfort and enjoyment in mind.



### MULTIFUNCTION STEERING WHEEL

The tilt and telescopic steering wheel allows convenient access to many vehicle functions, including the SYNC®4 system, cruise control, incoming phone calls and simple music controls. Keep your hands on the wheel and your eyes on the road like never before.

#### MORE FEATURES

- Remote keyless entry
- Rear view camera system
- Swivel seats
- Adaptive cruise control

### INFOTAINMENT SYSTEM

All the options and controls are placed in functional islands and logically incorporated into the overall design of the transit cabin, making every action smooth, intuitive, and economical. The results are fewer driver distractions and increased efficiency and productivity.



**PLEASE NOTE:** While every effort has been made to ensure the display of accurate information, the safety features listed within this brochure may not reflect all accurate safety items. Therefore, safety features will vary and may not be available on all motorhomes. Please see your local Pleasure-Way dealer for complete details and available features.

**ENTERTAINMENT**

	2.0	2.2
24" Smart LED TV	●	●
Bose® soundbar w/ Bluetooth®	●	●
Winegard® Rayzar® Automatic HDTV antenna	●	●
USB-A/USB-C charging ports	●	●

**INTERIOR**

Side and rear door roll up screens	●	●
LED accent lighting	●	●
Blackout roller shades w/ magnetic catch	●	●
Folding privacy/sun shades for windshield & cab door windows	●	●
Lagun table mount in front living space	●	●
Radius Laminate cabinet doors	●	●
Positive locking door latches	●	●
Blum® cabinet hinges and door stays	●	●
Recessed LED lighting under cabinets and along roof	●	●
Wardrobe w/ hanging rod	●	●
Laminate-wrapped kitchen, wall partitions and cabinet boxes	●	●
Vinyl soft touch headliner	●	●
Premium vinyl flooring	●	●
Acoustic wall paneling	●	●
3M™ Thinsulate™ insulation inside walls	●	●
Foil-faced fiberglass insulation along roof	●	●
Fire extinguisher	●	●
LP, CO & Smoke detectors	●	●

**KITCHEN**

12V, 3 cu.ft. Norcold refrigerator/freezer	●	
12V, 5.8 cu.ft. Norcold refrigerator/freezer		●
1-burner induction cooktop	●	●
Microwave	●	●
Large undermount stainless steel sink w/ Corian® cover	●	●
Matte Black Moen high-arc faucet w/ pull-out sprayer	●	●
Corian® solid surface countertop & backsplash	●	●
Full extension ball bearing drawer glides w/ soft close	●	●
Baltic birch drawer boxes	●	●

**BATHROOM**

Private wet bathroom w/ shower	●	●
Handheld showerhead	●	●
Shower curtain	●	●
Corian® countertop and backsplash		●
Vanity w/ storage shelves		●
Medicine cabinet with mirror		●
Stainless steel sink		●
Single-handle faucet		●
Residential-style ceramic bowl toilet w/ foot flush	●	●
Towel rack	●	●
110-120 volt GFCI power outlet		●

**ELECTRICAL**

	2.0	2.2
Dual 10-inch touchscreen control panels	●	●
600Ah Eco-Ion Earth Smart Lithium (LiFePO4) coach batteries	●	●
Internal/automatic coach battery heating system	●	●
Xantrex Freedom XC Pro 3000-Watt Inverter/Charger	●	●
100-amp lithium charger	●	●
Go Power!® solar package	●	●
Go Power!® MPPT solar controller	●	●
2.8 KW Onan® QG 2800i LP generator	●	●
Automatic generator start (AGS)	●	●
Mastervolt DC/DC charger	●	●
Multiplex wiring	●	●
Dimmable LED lighting	●	●
12-volt coach battery disconnect	●	●
Charge line disconnect (solar and alternator)	●	●
30-amp power cord	●	●
AC distribution panel	●	●
DC load center	●	●

**HEATING, VENTILATION & COOLING**

Truma VarioHeat 11,500 BTU Furnace	●	●
Power lift Dometic Fan-Tastic Vent fan w/ rain sensor	●	●
Truma Aventa Eco 13,500 BTU air conditioner		●
Domestic Air Conditioner	●	

**PLUMBING & LIQUID PROPANE**

Shurflo® automatic demand water system	●	●
Truma AquaGo® comfort plus instant water heater	●	●
Water heater bypass valves	●	●
Monitor panel for LP, fresh, grey and black tanks	●	●
Sewer discharge center w/ black and grey water gate valves	●	●
Low point drain for water lines	●	●
LP tank w/ electric shut off switch	●	●
LP BBQ quick connect	●	●

**10 INCH CONTROL PANELS**

Upgraded resolution for wider viewing angles	●	●
10-inch full-color display	●	●
Integrated inverter controls	●	●
Coach battery state-of-charge meter	●	●
Coach battery temperature gauge	●	●
Estimated time until full charge read-out	●	●
Remaining runtime for DC power read-out	●	●
Real-time 12-volt net loss/gain amperage meter	●	●
Solar charger controls and monitoring	●	●
Tank level monitoring - LP, fresh, grey and black	●	●
Climate control center w/ thermostat for A/C, vent and furnace	●	●
Truma AquaGo® comfort plus water heater controls	●	●
Dimmable LED light banks	●	●
Water pump, awning, sofa and vent controls	●	●
Generator start/stop and automatic generator start (AGS)	●	●
DC electrical system diagnostics	●	●
Dark and light viewing modes	●	●

<b>EXTERIOR</b>	<b>2.0</b>	<b>2.2</b>
Solar Package	●	●
Fiamma® power awning w/ LED lights	●	●
LED porch light	●	●
1 110-120 volt power outlet	●	●
Utility center (LP switch, 30-amp power outlet, city water connection)	●	●
Exterior shower w/ handheld wand	●	●
Fiberglass running boards w/integrated entrance step	●	●
Access panel and components painted to match exterior	●	●

<b>WEIGHT &amp; MEASUREMENTS</b>	<b>2.0</b>	<b>2.2</b>
Length (bumper to bumper)	19'8" / 598cm	21'10" / 665cm
Overall Height	10 / 305cm	10 / 305cm
Width (mirrors extended)	8' 1.5" / 247.7cm	8' 1.5" / 247.7cm
Interior standing height	6'6" / 198.1cm	6'6" / 198.1cm
Fresh water tank capacity	25 US gal/ 95L	28.2 US gal/ 106.8L
Gray water tank capacity	15 US gal/ 56.8L	15 US gal/ 56.8L
Black water tank capacity	11 US gal/ 41.6L	11 US gal/ 41.6L
LP gas tank capacity	12 US gal/ 45.4L	12 US gal/ 45.4L
Towing capacity	3,100 lbs / 1,406 kg	2,000 lbs / 907 kg
Queen size bed	67" W x 76" L	67" W x 77" L
Driver side rear bed	25" W x 74" L	
Passenger side rear bed	25" W x 74" L	

## **CHASSIS SPECIFICATIONS**

<b>CHASSIS</b>	<b>2.0</b>	<b>2.2</b>
Chassis	Ford Transit 350 AWD	Ford Transit 350 AWD
GVWR	9,500 lbs / 4,309 kg	11,000 lbs / 4,989 kg
GCWR	12,600 lbs / 5,715 kg	13,000 lbs / 5,897 kg
Standard engine	3.5L EcoBoost® V6	3.5L EcoBoost® V6
Fuel type/tank capacity	Gasoline	Gasoline
HP rating	310 HP	310 HP
Wheelbase	148"	148"
Transmission	10 speed SelectShift® automatic	10 speed SelectShift® automatic
Locking fuel fill	Yes	Yes
Chassis air conditioning	Yes	Yes
Power windows, door locks, mirrors	Yes	Yes
Remote keyless entry	Yes	Yes
Steering wheel positioning	Tilt and Telescopic	Tilt and Telescopic
Breaking system	4-Wheel Disc Brakes w/ ABS	4-Wheel Disc Brakes w/ ABS
Stability and traction control	AdvanceTrac® with Roll Stability Control	AdvanceTrac® with Roll Stability Control
Tire pressure and monitoring	No	No
Tires (all season)	235/165/R16	205/75/R16C
Chassis battery	AGM	AGM
Air bags (driver and passenger)	Yes	Yes
In-dash navigation/audio/Bluetooth	Yes	Yes
Rear view camera system	Yes	Yes
Swivel seating (driver and passenger)	Yes	Yes
Smart wheel functions	Yes	Yes
Hitch and wiring	4-7-pin connector	4-7-pin connector

# THE PLEASURE-WAY LIFE



Traveling in a Pleasure-Way motorhome affords some unique advantages over traditional RVing in a larger Class A, Class C or pull-type trailer. There are the more obvious advantages of stress-free driving, easy and accessible parking, and the ability to explore 'off the beaten track' locations.

You'll have the ability to visit friends and relatives for family functions, reunions, graduations, and weddings. No more hotel reservations or inconveniencing your host. The strategic design of our motorhomes ensure a quick and easy set up once you arrive at your destination. Since all your amenities are covered, you are free to be spontaneous with your adventures without compromise.



# THE PLEASURE-WAY RALLY



At Pleasure-Way Industries Ltd., we believe that meeting new friends and sharing adventures is an important part of the Pleasure-Way experience. We are fortunate to have a wonderful group of people who have formed our Pleasure-Way owners' clubs. These clubs are based on the east and west coasts of the United States and western Canada.

The Pleasure-Way owners' clubs are operated and run by owners, such as yourself, who enjoy the RV lifestyle and share the same passion for Pleasure-Way that we do. Enjoying the outdoors, adventures and making new friends along the way is guaranteed while experiencing life in a Pleasure-Way and the owners' clubs rallies are a great place to get things going!





**PLEASURE WAY 5 YEAR WARRANTY**

Limited Warranty  
Coverage - 5 years or 60,000 miles / 100,000 kms

Pleasure-Way Industries Ltd. warrants the specified new Pleasure-Way Motorhome free from defects in material and craftsmanship on portions manufactured by Pleasure-Way Industries Ltd under normal use and service.



**FORD WARRANTY**

Basic Limited Warranty: 3 years or 36,000 miles / 60,000 kms

Powertrain Limited Warranty: 5 years or 60,000 miles / 100,000 kms

Roadside Assistance: 5 years or 60,000 miles / 100,000 kms



**PERSONAL ASSISTANT**

For the first 90 days of ownership, you'll have access to a dedicated Pleasure-Way Personal Assistant (P.A.) who can help with questions, maintenance tips, and feature guidance via phone or email. Once your warranty is registered, your P.A. will contact you with their details, providing expert support six days a week. By the end of the 90 days, you'll be fully confident in your new motorhome.



302 Portage Avenue  
Saskatoon, Saskatchewan  
Canada S7J 4C6

Tel: 800.364.0189  
www.pleasureway.com

facebook.com/PWindustries

youtube.com/user/pleasureway

@pleasurewayrv

